

NAV

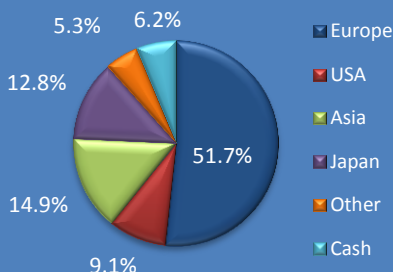
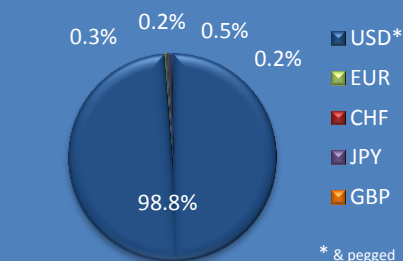
USD 114.28

Strategy

MFM Global Convertible Bonds is one of the MFM FUND umbrella fund segments. Its objective is to secure medium- or long-term capital growth by investing in convertible bonds, convertible notes, warrant issues and certificates, mandatory convertible bonds and other similar securities with attached conversion or option rights, denominated in Swiss francs or other currencies and issued by public or private-sector borrowers from round the globe. Counterparty risks may be covered with credit default swaps (CDS's).

Fund Facts

| | |
|------------------------------|-----------------------|
| Fund domicile | Switzerland |
| Fund Authority | FINMA |
| ISIN | CH0129730492 |
| Valoren | 12973049 |
| WKN | A1JGY |
| Bloomberg Ticker | GERIFPI SW |
| Reuters | 12973049.S |
| All-in (Out of incid. costs) | 1.00% |
| TER (15.11.13) | 1.02% |
| Size (in CHF millions) | 600.36 |
| Number of positions | 77 |
| Launch date | 31.05.2011 |
| Subscriptions | Daily |
| Subscription fee | max. 2.5% |
| Redemption | Daily |
| Redemption fee | None |
| Performance fee | None |
| Last dividend | USD 1.15 (03.09.2013) |

Region Exposure

Currency Exposure (after hedge)

Fund Manager
www.mirante.ch

| | |
|---|---|
| Place de la Gare 10 1003 Lausanne Switzerland Tel: +41 21 808 00 90 Fax: +41 21 808 00 94 | Löwenplatz 43 8001 Zürich Switzerland Tel: +41 44 251 20 58 Fax: +41 44 251 20 59 |
|---|---|

Fund Administrator
www.gerifonds.ch
Custodian
www.bcv.ch
Auditors
www.PricewaterhouseCoopers.ch
Performance

| Reinvested distributions | 1 month | YTD | 1 year | 3 years | 5 years | Since Inception | *Annualized Performance | *Annualized Volatility |
|--|---------|-------|--------|---------|---------|-----------------|-------------------------|------------------------|
| MFM Global Convertible Bonds Class (USD) I | -0.13% | 2.53% | 8.63% | 17.84% | - | 17.04% | 5.23% | 3.99% |
| UBS Global Composite hedged (USD) | -0.53% | 3.49% | 10.08% | 18.76% | - | 17.99% | 5.51% | 5.13% |

Performance analysis

| | *Sharpe Ratio (R.F.= 0.33%) | *Sortino Ratio (R.F.= 0.33%) | *Maximum Drawdown | Average Coupon | Average Yield | Average Duration (years) | Average Delta |
|--|-----------------------------|------------------------------|-------------------|----------------|---------------|--------------------------|---------------|
| MFM Global Convertible Bonds Class (USD) I | 1.23 | 1.70 | -10% | 1.29% | 0.34% | 3.2 | 44.1% |
| UBS Global Composite hedged (USD) | 1.01 | 1.43 | -9% | - | - | - | 45.6% |

* Since 31.05.2011

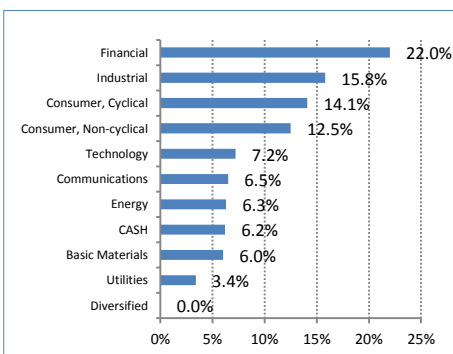
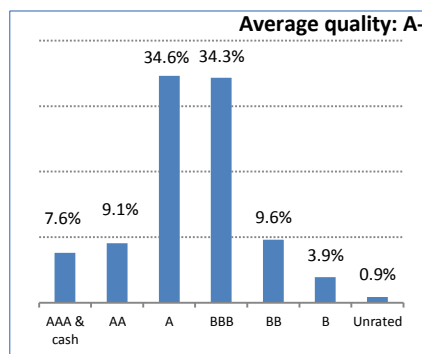
Historical NAV (reinvested distributions)

Key Holdings

| |
|---------------------------------|
| Suez Environnement 0% 2020 |
| Steinhoff Intl Hldg 4% 2021 |
| Siemens 1.05% 2017 |
| Old Republic 3.75% 2018 |
| Solidium/Teliasonera 0.5% 2015 |
| Bâloise Holding 1.5% 2016 |
| Zeus Caym. / SK Telecom 0% 2016 |
| Misarte 3.25% 2016 |
| Adidas 0.25% 2019 |
| British Land Co Plc 1.5% 2017 |

Monthly returns

| | J | F | M | A | M | J | J | A | S | O | N | D | Annual |
|------|--------|-------|--------|--------|--------|--------|--------|--------|--------|-------|--------|-------|--------|
| 2011 | | | | | | -0.68% | -1.06% | -3.13% | -3.50% | 2.54% | -1.65% | 0.06% | -7.30% |
| 2012 | 2.70% | 2.83% | -0.27% | -0.58% | -1.92% | 1.46% | 1.92% | 0.65% | 1.53% | 0.26% | 0.84% | 1.22% | 11.06% |
| 2013 | 2.10% | 0.29% | 1.24% | 1.00% | 1.33% | -1.35% | 2.01% | -0.69% | 2.08% | 1.24% | 0.27% | 0.92% | 10.88% |
| 2014 | -0.59% | 1.41% | 0.12% | 0.31% | 1.40% | -0.13% | | | | | | | 2.53% |

Sector Breakdown

Rating overview


The data as well as the graphs contained in this document are only provided as an indication. The past performance is no indication of current and future performances, and the performance data do not take account of the commissions and costs incurred on the issue and redemption of units. Consequently, MFM Mirante Fund Management SA does not provide any guarantee as for their exactitude and reliability.