

## NAV

EUR 140.12

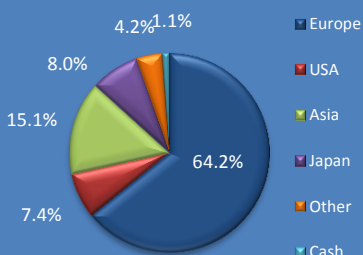
## Strategy

MFM Convertible Bonds Opportunities is an open-end fund incorporated in Switzerland. The objective of this fund is to obtain value growth means long-term investments in convertible bonds, convertible notes, convertibles preferred shares, option certificates and loans.

## Fund Facts

Fund domicile	Switzerland
Fund Authority	FINMA
ISIN	CH0048946757
Valoren	4 894 675
Bloomberg Ticker	IFPCBOE SW
Reuters	4894675.S
All-in (Out of incid. costs)	1.50%
TER (15.11.13)	1.52%
Size (in EUR millions)	25.46
Number of positions	45
Launch date	16.12.2008
Subscriptions	weekly
Subscription fee	max. 2.5%
Redemption	weekly
Redemption fee	None
Performance fee	None
Last dividend	EUR 4.30 (03.09.2013)

## Region exposure



## Fund Manager

www.mirante.ch

Place de la Gare 10	Löwenplatz 43
1003 Lausanne	8001 Zurich
Switzerland	Switzerland
Tel: +41 21 808 00 90	Tel: +41 44 251 20 58
Fax: +41 21 808 00 94	Fax: +41 44 251 20 59

## Fund Administrator

www.gerifonds.ch

## Custodian

www.bcv.ch

## Auditors

www.PricewaterhouseCoopers.ch

## Performance

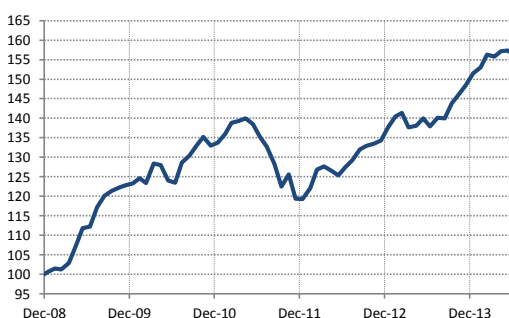
Reinvested distributions	1 month	YTD	1 year	3 years	Since Inception	*Annualized Performance	*Annualized Volatility
MFM Convertible Bonds Opportunities Class (EUR) A	-1.02%	2.78%	12.88%	15.20%	55.72%	8.30%	4.79%

## Performance analysis

	*Sharpe Ratio (R.F.= 0.76%)	*Sortino Ratio (R.F.= 0.76%)	*Maximum Drawdown	Duration Weighted Yield	Duration (years)	Average Delta
MFM Convertible Bonds Opportunities Class (EUR) A	1.58	2.24	-17.6%	2.22%	3.2	38.7%

\* Since 16.12.2008

## Historical NAV (reinvested distributions)



— MFM Convertible Bonds Opportunities Class (EUR) A

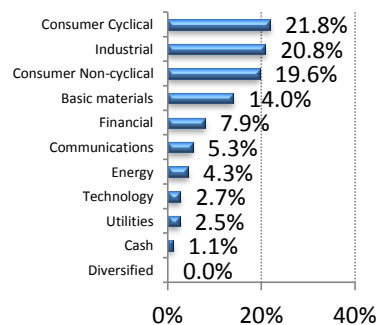
## Key Holdings

Fresenius SE 0% 2019
Air Berlin Finance 6% 2019
Faurecia 3.25% 2018
Alcatel Lucent 4.25% 2018
Abengoa 4.5% 2017

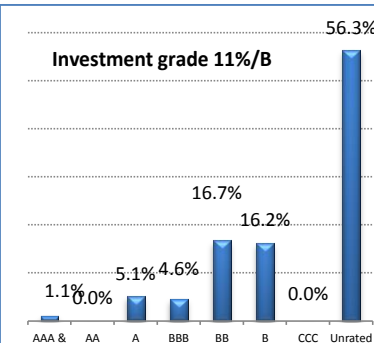
## Monthly returns

	J	F	M	A	M	J	J	A	S	O	N	D	Annual
2008-2009													23.34%
2010	1.03%	-0.99%	4.05%	-0.30%	-3.05%	-0.51%	4.18%	1.43%	1.90%	1.70%	-1.62%	0.54%	8.41%
2011	1.68%	2.11%	0.32%	0.51%	-1.05%	-2.40%	-1.81%	-3.31%	-4.58%	2.58%	-4.96%	-0.08%	-10.79%
2012	2.36%	3.85%	0.65%	-0.78%	-1.02%	1.66%	1.45%	2.10%	0.72%	0.40%	0.60%	2.53%	15.39%
2013	2.02%	0.64%	-2.62%	0.30%	1.39%	-1.44%	1.59%	-0.15%	2.74%	1.68%	1.58%	2.03%	10.06%
2014	1.00%	2.12%	-0.31%	0.87%	0.11%	-1.02%							2.78%

## Sector Breakdown



## Rating overview



The data as well as the graphs contained in this document are only provided as an indication. The past performance is no indication of current and future performances, and the performance data do not take account of the commissions and costs incurred on the issue and redemption of units. Consequently, MFM Mirante Fund Management SA does not provide any guarantee as for their exactitude and reliability.

## NAV

EUR 145.18

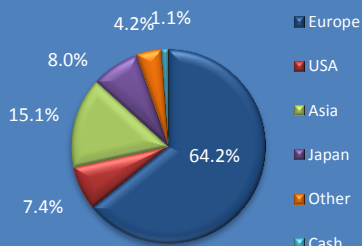
## Strategy

MFM Convertible Bonds Opportunities is an open-end fund incorporated in Switzerland. The objective of this fund is to obtain value growth means long-term investments in convertible bonds, convertible notes, convertibles preferred shares, option certificates and loans.

## Fund Facts

Fund domicile	Switzerland
Fund Authority	FINMA
ISIN	CH0129747363
Valoren	12974736
Bloomberg Ticker	IFPCBOI SW
Reuters	12974736.S
All-in (Out of incid. costs)	1.00%
TER (15.11.13)	1.00%
Size (in EUR millions)	25.46
Number of positions	45
Launch date	17.05.2011
Subscriptions	weekly
Subscription fee	max. 2.5%
Redemption	weekly
Redemption fee	None
Performance fee	None
Last dividend	EUR 4.40 (03.09.2013)

## Region exposure



## Fund Manager

www.mirante.ch  
 Place de la Gare 10  
 1003 Lausanne  
 Switzerland  
 Tel: +41 21 808 00 90  
 Fax: +41 21 808 00 94

Löwenplatz 43  
 8001 Zurich  
 Switzerland  
 Tel: +41 44 251 20 58  
 Fax: +41 44 251 20 59

## Fund Administrator Custodian

www.gerifonds.ch www.bcv.ch

## Auditors

www.PricewaterhouseCoopers.ch

## Performance

	1 month	YTD	1 year	3 years	Since Inception	*Annualized Performance	*Annualized Volatility
MFM Convertible Bonds Opportunities Class (EUR) I	-0.99%	3.04%	13.46%	16.82%	58.02%	8.59%	4.78%

## Performance analysis

	*Sharpe Ratio (R.F.= 0.76%)	*Sortino Ratio (R.F.= 0.76%)	*Maximum Drawdown	Duration Weighted Yield	Duration (years)	Average Delta
MFM Convertible Bonds Opportunities Class (EUR) I	1.64	2.34	-17.3%	2.22%	3.2	38.7%

\*The represented performance from 16.12.2008 to 16.05.2011 corresponds to class A. Change on 17.05.2011 into class I.

## Historical NAV (reinvested distributions)



MFM Convertible Bonds Opportunities class (EUR) I

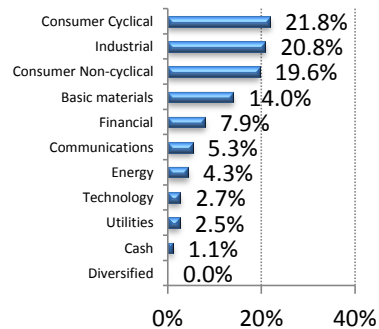
## Key Holdings

Fresenius SE 0% 2019
Air Berlin Finance 6% 2019
Faurecia 3.25% 2018
Alcatel Lucent 4.25% 2018
Abengoa 4.5% 2017

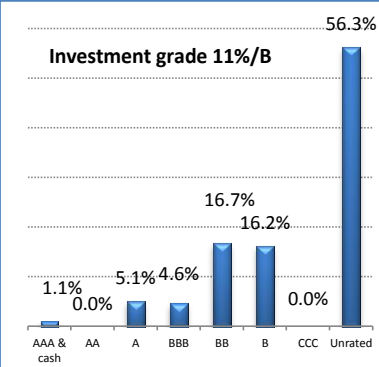
## Monthly returns

	J	F	M	A	M	J	J	A	S	O	N	D	Annual
2008-2009													23.34%
2010	1.03%	-0.99%	4.05%	-0.30%	-3.05%	-0.51%	4.18%	1.43%	1.90%	1.70%	-1.62%	0.54%	8.41%
2011	1.68%	2.11%	0.32%	0.51%	-1.03%	-2.35%	-1.78%	-3.28%	-4.55%	2.62%	-4.92%	-0.04%	-10.54%
2012	2.40%	3.82%	0.68%	-0.74%	-0.97%	1.70%	1.49%	2.15%	0.75%	0.44%	0.65%	2.58%	15.88%
2013	2.06%	0.69%	-2.59%	0.35%	1.44%	-1.40%	1.64%	-0.10%	2.78%	1.72%	1.62%	2.07%	10.63%
2014	1.06%	2.16%	-0.27%	0.91%	0.16%	-0.99%							3.04%

## Sector Breakdown



## Rating overview



The data as well as the graphs contained in this document are only provided as an indication. The past performance is no indication of current and future performances, and the performance data do not take account of the commissions and costs incurred on the issue and redemption of units. Consequently, MFM Mirante Fund Management SA does not provide any guarantee as for their exactitude and reliability.