

NAV

CHF 117.62

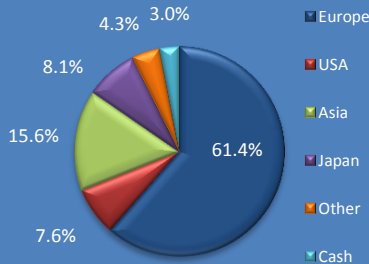
Strategy

MFM Convertible Bonds Opportunities is an open-end fund incorporated in Switzerland. The objective of this fund is to obtain value growth means long-term investments in convertible bonds, convertible notes, convertibles preferred shares, option certificates and loans.

Fund Facts

Fund domicile	Switzerland
ISIN	CH0129799588
Valoren	12979958
Bloomberg Ticker	IFPCBOA SW
Reuters	12979958.S
All-in-fee	1.5%
Size (in EUR millions)	24.82
Number of positions	43
Launch date	14.08.2012
Subscriptions	weekly
Subscription fee	max. 2.5%
Redemption	weekly
Redemption fee	None
Performance fee	None
Last dividend	CHF 1.35 (03.09.2013)

Region exposure



Fund Manager

www.mirante.ch

Place de la Gare 10
1003 Lausanne
Switzerland
Tel: +41 21 808 00 90
Fax: +41 21 808 00 94

Löwenplatz 43
8001 Zurich
Switzerland
Tel: +41 44 251 20 58
Fax: +41 44 251 20 59

Fund Administrator

www.gerifonds.ch

Custodian

www.bcv.ch

Auditors

www.PricewaterhouseCoopers.ch

Performance

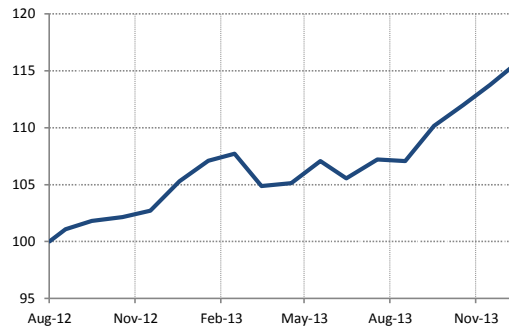
	1 month	YTD	1 year	Since Inception	*Annualized Performance	*Annualized Volatility
MFM Convertible Bonds Opportunities (CHF)	-0.35%	2.75%	13.58%	19.12%	11.32%	3.93%

Performance analysis

	*Sharpe Ratio (R.F.= 0.02%)	*Sortino Ratio (R.F.= 0.02%)	*Maximum Drawdown	Duration Weighted Yield	Duration (years)	Average Delta
MFM Convertible Bonds Opportunities (CHF)	2.88	4.22	-3.3%	2.31%	3.3	38.9%

* Since 14.08.2012

Historical NAV (reinvested distributions)



— MFM Convertible Bonds Opportunities (CHF) A

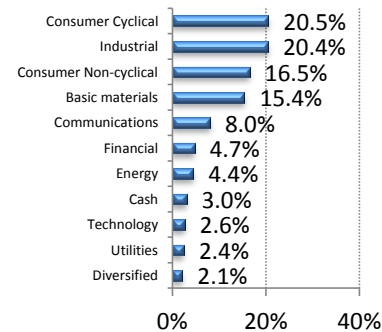
Key Holdings

Fresenius SE 0% 2019
Faurecia 3.25% 2018
Alcatel Lucent 4.25% 2018
Abengoa 4.5% 2017
Peugeot SA 4.45% 2016

Monthly returns

	J	F	M	A	M	J	J	A	S	O	N	D	Annual
2012								1.09%	0.70%	0.33%	0.57%	2.52%	5.31%
2013	1.69%	0.60%	-2.65%	0.26%	1.85%	-1.43%	1.58%	-0.14%	2.89%	1.67%	1.56%	1.91%	10.08%
2014	1.00%	2.09%	-0.35%										2.75%

Sector Breakdown



Rating overview

