

## NAV

CHF 112.33

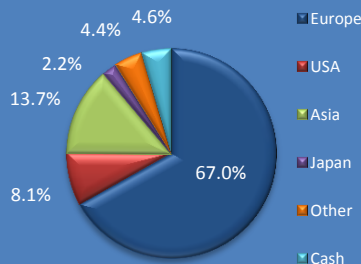
## Strategy

MFM Convertible Bonds Opportunities is an open-end fund incorporated in Switzerland. The objective of this fund is to obtain value growth means long-term investments in convertible bonds, convertible notes, convertibles preferred shares, option certificates and loans.

## Fund Facts

Fund domicile	Switzerland
ISIN	CH0129799588
Valoren	12979958
Bloomberg Ticker	IFPCBOA SW
Reuters	12979958.S
All-in-fee	1.5%
Size (in EUR millions)	21.47
Number of positions	38
<b>Launch date</b>	<b>14.08.2012</b>
Subscriptions	weekly
Subscription fee	max. 2.5%
Redemption	weekly
Redemption fee	None
Performance fee	None
Last dividend	CHF 1.35 (03.09.2013)

## Region exposure



## Fund Manager

www.mirante.ch

Place de la Gare 10	Löwenplatz 43
1003 Lausanne	8001 Zurich
Switzerland	Switzerland
Tel: +41 21 808 00 90	Tel: +41 44 251 20 57
Fax: +41 21 808 00 94	Fax: +41 44 251 20 59

## Fund Administrator

www.gerifonds.ch

## Custodian

www.bcv.ch

## Auditors

www.PricewaterhouseCoopers.ch

## Performance

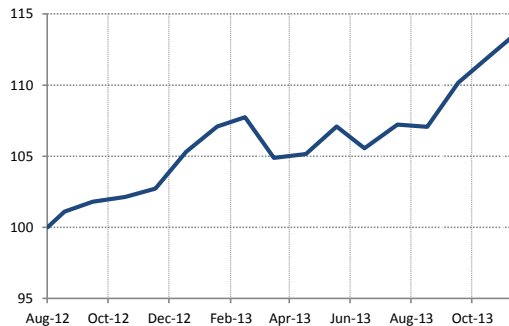
	1 month	YTD	1 year	Since Inception	*Annualized Performance	*Annualized Volatility
MFM Convertible Bonds Opportunities (CHF)	1.56%	8.02%	10.75%	13.76%	10.42%	3.81%

## Performance analysis

	*Sharpe Ratio (R.F.= 0.02%)	*Sortino Ratio (R.F.= 0.02%)	*Maximum Drawdown	Duration Weighted Yield	Duration (years)	Average Delta
MFM Convertible Bonds Opportunities (CHF)	2.73	4.13	-3.6%	3.95%	2.9	38.0%

\* Since 14.08.2012

## Historical NAV (reinvested distributions)



— MFM Convertible Bonds Opportunities (CHF) A

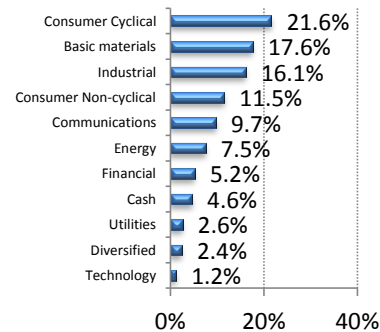
## Key Holdings

Faurecia 3.25% 2018
Alcatel Lucent 4.25% 2018
Abengoa 4.5% 2017
Peugeot SA 4.45% 2016
Marine Harvest 2.375% 2018

## Monthly returns

	J	F	M	A	M	J	J	A	S	O	N	D	Annual
2012								1.09%	0.70%	0.33%	0.57%	2.52%	5.31%
2013	1.69%	0.60%	-2.65%	0.26%	1.85%	-1.43%	1.58%	-0.14%	2.89%	1.67%	1.56%		8.02%

## Sector Breakdown



## Rating overview

