

NAV

EUR 131.50

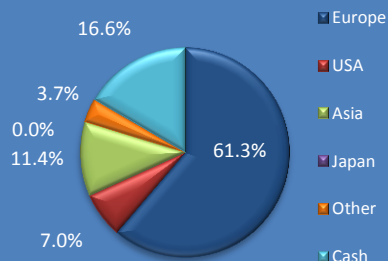
Strategy

MFM Convertible Bonds Opportunities is an open-end fund incorporated in Switzerland. The objective of this fund is to obtain value growth means long-term investments in convertible bonds, convertible notes, convertibles preferred shares, option certificates and loans.

Fund Facts

Fund domicile	Switzerland
ISIN	CH0048946757
Valoren	4 894 675
Bloomberg Ticker	IFPCBOE SW
Reuters	4894675.S
All-in-fee	1.5%
Size (in EUR millions)	18.46
Number of positions	29
Launch date	16.12.2008
Subscriptions	weekly
Subscription fee	max. 2.5%
Redemption	weekly
Redemption fee	None
Performance fee	None
Last dividend	EUR 4.00 (04.09.2012)

Region exposure



Fund Manager

www.mirante.ch
 Place du Chauchy 2 Zähringerstrasse 22
 1164 Buchillon 8001 Zurich
 Switzerland Switzerland
 Tel: +41 21 808 00 90 Tel: +41 44 251 20 57
 Fax: +41 21 808 00 94 Fax: +41 44 251 20 59

Fund Administrator **Custodian**

www.gerifonds.ch www.bcv.ch

Auditors

www.PricewaterhouseCoopers.ch

Performance

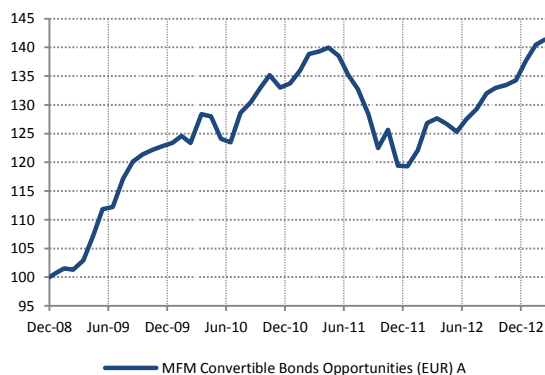
Reinvested distributions	1 month	YTD	1 year	3 years	Since Inception	*Annualized Performance	*Annualized Volatility
MFM Convertible Bonds Opportunities (EUR)	0.64%	2.67%	11.45%	14.56%	41.33%	8.54%	4.60%

Performance analysis

	*Sharpe Ratio (R.F. = 0.94%)	*Sortino Ratio (R.F. = 0.94%)	*Maximum Drawdown	Duration Weighted Yield	Duration (years)	Average Delta
MFM Convertible Bonds Opportunities (EUR)	1.65	2.39	-16.8%	5.79%	2.0	22.1%

* Since 16.12.2008

Historical NAV (reinvested distributions)



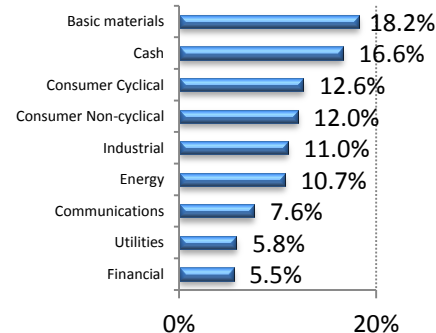
Key Holdings

Faurecia 3.25% 2018
Paladin Energy 3.625% 2015
Abengoa 4.5% 2017
Marine Harvest 4.5% 2015
Jaiprakash 5% 2015

Monthly returns

	J	F	M	A	M	J	J	A	S	O	N	D	Annual	
2008													0.56%	0.56%
2009	0.54%	-0.24%	1.62%	4.23%	4.27%	0.35%	4.37%	2.54%	1.01%	0.65%	0.53%	0.46%	22.66%	
2010	1.03%	-0.99%	4.05%	-0.30%	-3.05%	-0.51%	4.18%	1.43%	1.90%	1.70%	-1.62%	0.54%	8.41%	
2011	1.68%	2.11%	0.32%	0.51%	-1.05%	-2.40%	-1.81%	-3.31%	-4.58%	2.58%	-4.96%	-0.08%	-10.79%	
2012	2.36%	3.85%	0.65%	-0.78%	-1.02%	1.66%	1.45%	2.10%	0.72%	0.40%	0.60%	2.53%	15.39%	
2013	2.02%	0.64%											2.67%	

Sector Breakdown



Rating overview

