

NAV

USD 98.17

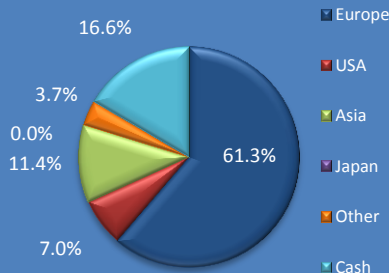
Strategy

MFM Convertible Bonds Opportunities is an open-end fund incorporated in Switzerland. The objective of this fund is to obtain value growth means long-term investments in convertible bonds, convertible notes, convertibles preferred shares, option certificates and loans.

Fund Facts

Fund domicile	Switzerland
ISIN	CH0129799711
Valoren	12979971
Bloomberg Ticker	IFPCBAE SW
Reuters	12979971.S
All-in-fee	1.5%
Size (in EUR millions)	18.46
Number of positions	29
Launch date	31.05.2011
Subscriptions	weekly
Subscription fee	max. 2.5%
Redemption	weekly
Redemption fee	None
Performance fee	None
Last dividend	USD 2.10 (04.09.2012)

Region exposure



Fund Manager

www.mirante.ch

Place du Chauchy 2 1164 Buchillon Switzerland	Zähringerstrasse 22 8001 Zurich Switzerland
Tel: +41 21 808 00 90 Fax: +41 21 808 00 94	Tel: +41 44 251 20 57 Fax: +41 44 251 20 59

Fund Administrator

www.gerifonds.ch

Custodian

www.bcv.ch

Auditors

www.PricewaterhouseCoopers.ch

Performance

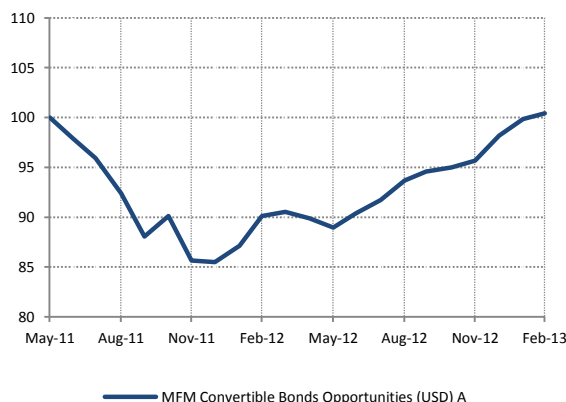
Reinvested distributions	1 month	YTD	1 year	Since Inception	*Annualized Performance	*Annualized Volatility
MFM Convertible Bonds Opportunities (USD)	0.55%	2.28%	11.43%	0.41%	0.23%	5.04%

Performance analysis

	*Sharpe Ratio (R.F. = 0.40%)	*Sortino Ratio (R.F. = 0.40%)	*Maximum Drawdown	Duration Weighted Yield	Duration (years)	Average Delta
MFM Convertible Bonds Opportunities (USD)	-0.03	-0.04	-16.5%	5.79%	2.0	22.1%

* Since 31.05.2011

Historical NAV (reinvested distributions)



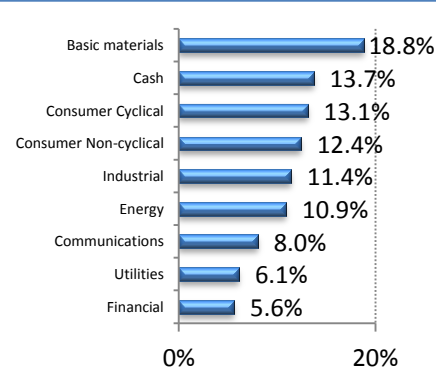
Key Holdings

Faurecia 3.25% 2018
Paladin Energy 3.625% 2015
Abengoa 4.5% 2017
Marine Harvest 4.5% 2015
Jaiprakash 5% 2015

Monthly returns

	J	F	M	A	M	J	J	A	S	O	N	D	Annual
2011						-2.11%	-1.99%	-3.68%	-4.70%	2.34%	-4.96%	-0.21%	-14.52%
2012	1.94%	3.41%	0.49%	-0.72%	-1.06%	1.61%	1.47%	2.16%	0.96%	0.43%	0.70%	2.62%	14.85%
2013	1.72%	0.55%											2.28%

Sector Breakdown



Rating overview

