

## NAV

USD 96.10

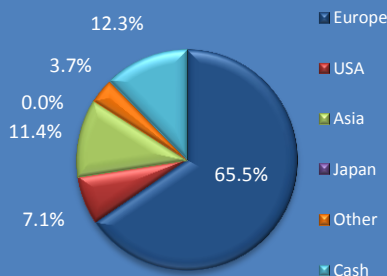
## Strategy

MFM Convertible Bonds Opportunities is an open-end fund incorporated in Switzerland. The objective of this fund is to obtain value growth means long-term investments in convertible bonds, convertible notes, convertibles preferred shares, option certificates and loans.

## Fund Facts

Fund domicile	Switzerland
ISIN	CH0129799752
Valoren	12979975
Bloomberg Ticker	IFPCBOJ SW
Reuters	12979975.S
All-in-fee	1.0%
Size (in EUR millions)	18.81
Number of positions	32
<b>Launch date</b>	<b>31.05.2011</b>
Subscriptions	weekly
Subscription fee	max. 2.5%
Redemption	weekly
Redemption fee	None
Performance fee	None
Last dividend	USD 2.50 (04.09.2012)

## Countries exposure



## Fund Manager

www.mirante.ch

Place du Chauchy 2 Zähringerstrasse 22  
 1164 Buchillon 8001 Zurich  
 Switzerland Switzerland  
 Tel: +41 21 808 00 90 Tel: +41 44 251 20 57  
 Fax: +41 21 808 00 94 Fax: +41 44 251 20 59

## Fund Administrator

www.gerifonds.ch

## Custodian

www.bcv.ch

## Auditors

www.PricewaterhouseCoopers.ch

## Performance

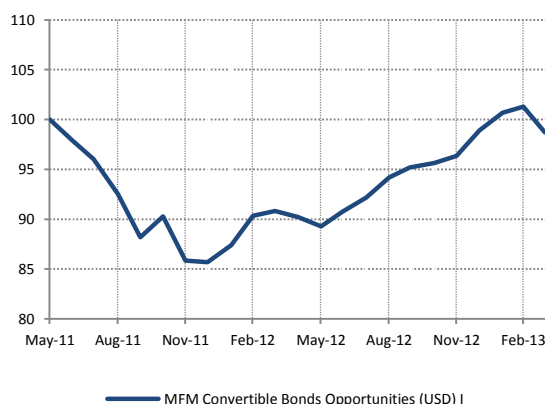
Reinvested distributions	1 month	YTD	1 year	Since Inception	*Annualized Performance	*Annualized Volatility
MFM Convertible Bonds Opportunities (USD)	-2.55%	-0.22%	8.67%	-1.29%	-0.70%	5.11%

## Performance analysis

	*Sharpe Ratio (R.F. = 0.39%)	*Sortino Ratio (R.F. = 0.39%)	*Maximum Drawdown	Duration Weighted Yield	Duration (years)	Average Delta
MFM Convertible Bonds Opportunities (USD)	-0.21	-0.27	-16.3%	6.46%	2.1	23.0%

\*Since 31.05.2011

## Historical NAV (reinvested distributions)



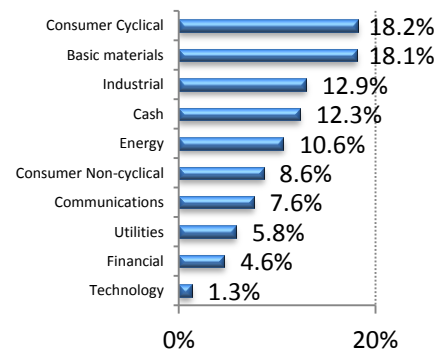
## Key Holdings

Faurecia	3.25%	2018
Paladin Energy	3.625%	2015
Peugeot SA	4.45%	2016
China Hongqiao	6.5%	2017
Abengoa	4.5%	2017

## Monthly returns

	J	F	M	A	M	J	J	A	S	O	N	D	Annual
2011						-2.07%	-1.94%	-3.64%	-4.68%	2.37%	-4.93%	-0.16%	-14.30%
2012	1.98%	3.38%	0.53%	-0.69%	-1.01%	1.66%	1.55%	2.20%	1.03%	0.49%	0.74%	2.66%	15.43%
2013	1.77%	0.61%	-2.55%										-0.22%

## Sector Breakdown



## Rating overview

