

NAV

CHF 138.64

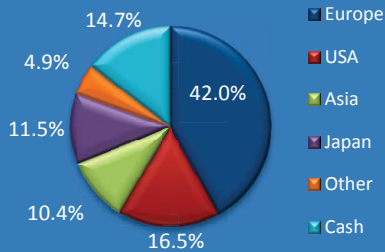
 Completely Hedged
against CHF

Strategy

MFM Global Convertible Bonds is one of the MFM FUND umbrella fund segments. Its objective is to secure medium- or long-term capital growth by investing in convertible bonds, convertible notes, warrant issues and certificates, mandatory convertible bonds and other similar securities with attached conversion or option rights, denominated in Swiss francs or other currencies and issued by public or private-sector borrowers from round the globe. Counterparty risks may be covered with credit default swaps (CDS's).

Fund Facts

Fund domicile	Switzerland
Fund Authority	FINMA
OLD ISIN	CH0016340058
NEW ISIN from 6.05.15	LU1105776568
Valoren	1 634 005
WKN	AOKE87
Bloomberg Ticker	GERIIFP SW
Reuters	1634005.S
Management Fees	1.40%
Size (in CHF millions)	750.31
Number of positions	83
Launch date	06.10.2003
Subscriptions	Daily
Subscription fee	max. 2.5%
Redemption	Daily
Redemption fee	None
Performance fee	None
Last dividend	CHF 0.20 (02.09.2014)

Region Exposure

Fund Manager
www.mirante.ch

Place de la Gare 10 1003 Lausanne Switzerland Tel: +41 21 808 00 90 Fax: +41 21 808 00 94	Löwenplatz 43 8001 Zürich Switzerland Tel: +41 44 251 20 58 Fax: +41 44 251 20 59
-------------------------------------------------------------------------------------------------------	-----------------------------------------------------------------------------------------------

Fund Administrator

FundPartner Solutions

Custodian
www.pictet.com
Auditors
www.pwc.ch
Performance

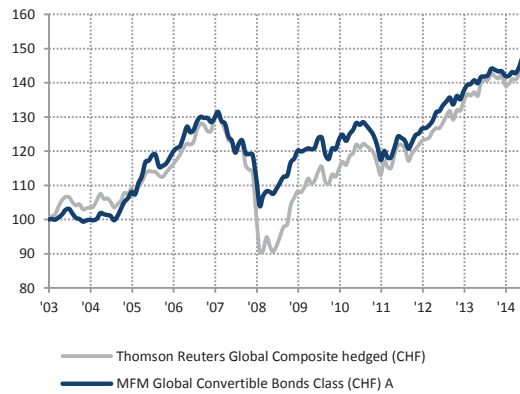
Reinvested distributions	1 month	YTD	1 year	3 years	5 years	Since Inception	*Annualized Performance	*Annualized Volatility
MFM Global Convertible Bonds Class (CHF) A	1.50%	4.74%	5.20%	21.55%	20.70%	49.59%	3.53%	4.68%
† Thomson Reuters Global Composite hedged (CHF)	1.98%	4.86%	4.99%	22.36%	27.96%	47.79%	3.42%	6.21%

†75% Thomson Reuters Global Focus Investment Grade (CHF) Hedged & 25% Thomson Reuters Global Focus (CHF) Hedged

Performance analysis

	*Sharpe Ratio (R.F. = 0.73%)	*Sortino Ratio (R.F. = 0.73%)	*Maximum Drawdown	Average Coupon	Average Yield	Average Duration (years)	Average Delta
MFM Global Convertible Bonds Class (CHF) A	0.60	0.81	-27%	0.96%	0.33%	2.8	42.3%
† Thomson Reuters Global Composite hedged (CHF)	0.43	0.58	-42%	-	-	-	43.9%

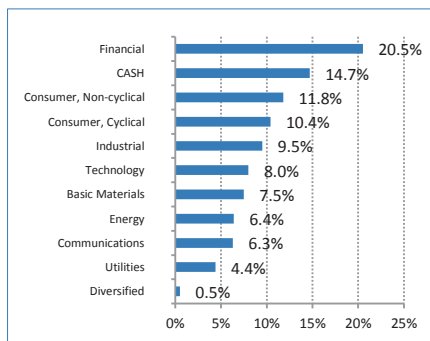
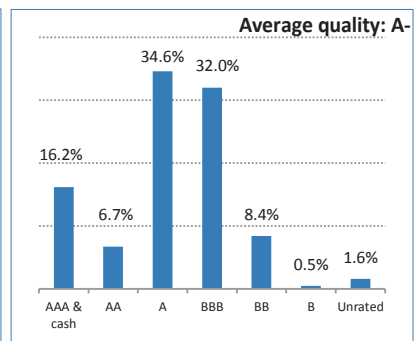
* Since 06.10.2003

Historical NAV (reinvested distributions)

Key Holdings

HKEX Int'l 0.5% 2017
Lukoil 2.625% 2015
Baloise Holding 1.5% 2016
Steinhoff Finance Hldg 4% 2021
Ares Capital 5.75% 2016
Siemens 1.05% 2017
Newford Capital 0% 2016
Suez 0% 2020
China Overseas 4% 2021
BKW 0.125% 2020

Monthly returns

	J	F	M	A	M	J	J	A	S	O	N	D	Annual
2003-2006													23.90%
2007	2.64%	-1.27%	0.51%	2.04%	0.99%	-0.26%	-0.01%	-0.92%	0.80%	1.54%	-2.06%	-0.59%	3.34%
2008	-2.98%	-0.95%	-2.83%	2.11%	0.86%	-3.10%	-0.15%	-0.12%	-5.59%	-7.44%	2.63%	1.46%	-15.43%
2009	-0.22%	-0.50%	1.54%	1.58%	1.47%	0.26%	3.45%	0.97%	1.97%	-0.22%	0.38%	0.41%	11.57%
2010	-0.21%	0.27%	2.44%	0.08%	-3.92%	-1.15%	2.62%	-0.18%	2.42%	1.09%	-1.46%	1.63%	3.46%
2011	1.00%	1.58%	-0.42%	0.62%	-0.88%	-0.97%	-1.19%	-2.46%	-3.44%	2.27%	-1.60%	0.05%	-5.45%
2012	2.52%	2.55%	-0.32%	-0.64%	-1.92%	1.38%	1.82%	0.49%	1.10%	0.14%	0.62%	1.10%	9.12%
2013	1.88%	0.25%	1.23%	0.89%	0.84%	-1.50%	1.87%	-0.72%	1.86%	1.22%	0.19%	0.79%	9.11%
2014	-0.60%	1.29%	0.11%	0.26%	1.35%	-0.22%	-0.34%	0.05%	-0.97%	0.01%	0.80%	-0.22%	1.49%
2015	1.28%	1.77%	0.12%	1.50%									4.74%

Sector Breakdown

Rating overview


The data as well as the graphs contained in this document are only provided as an indication. The past performance is no indication of current and future performances, and the performance data do not take account of the commissions and costs incurred on the issue and redemption of units. Consequently, MFM Mirante Fund Management SA does not provide any guarantee as for their exactitude and reliability.