

**NAV**

USD 118.44

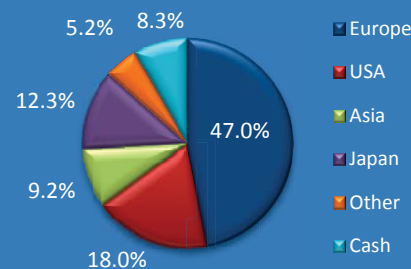
 Completely Hedged  
 against USD

**Strategy**

MFM Global Convertible Bonds is one of the MFM FUND umbrella fund segments. Its objective is to secure medium- or long-term capital growth by investing in convertible bonds, convertible notes, warrant issues and certificates, mandatory convertible bonds and other similar securities with attached conversion or option rights, denominated in Swiss francs or other currencies and issued by public or private-sector borrowers from round the globe. Counterparty risks may be covered with credit default swaps (CDS's).

**Fund Facts**

Fund domicile	Luxemburg
Fund Authority	CSSF
OLD ISIN	CH0129730419
NEW ISIN from 06.05.15	LU1105776725
Valoren	25237309
WKN	
Bloomberg Ticker	MFMGCCR
Reuters	
Management fees	1.40%
Size (in CHF millions)	761.43
Number of positions	91
<b>Launch date</b>	<b>31.05.2011</b>
Subscriptions	Daily
Subscription fee	max. 2.5%
Redemption	Daily
Redemption fee	None
Performance fee	None
Last dividend **	USD 0.024083
** subject to validation by AFC and FINMA	

**Region Exposure**

**Fund Manager**
[www.mirante.ch](http://www.mirante.ch)

Place de la Gare 10 1003 Lausanne Switzerland Tel: +41 21 808 00 90 Fax: +41 21 808 00 94	Löwenplatz 43 8001 Zürich Switzerland Tel: +41 44 251 20 58 Fax: +41 44 251 20 59
---	---

**Fund Administrator**

FundPartner Solutions

**Custodian**
[www.pictet.com](http://www.pictet.com)
**Auditors**
[www.pwc.ch](http://www.pwc.ch)
**Performance**

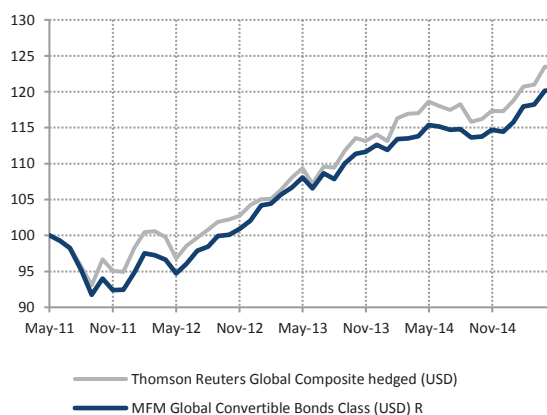
Reinvested distributions	1 month	YTD	1 year	3 years	5 years	Since Inception	*Annualized Performance	*Annualized Volatility
MFM Global Convertible Bonds Class (USD) R	0.11%	5.08%	4.23%	26.95%	-	20.24%	4.70%	3.81%
†Thomson Reuters Global Composite hedged (USD)	-0.05%	5.22%	4.04%	27.50%	-	23.42%	5.40%	5.02%

†75% Thomson Reuters Global Focus Investment Grade (USD) Hedged &amp; 25% Thomson Reuters Global Focus (USD) Hedged

**Performance analysis**

	*Sharpe Ratio (R.F.= 0.31%)	*Sortino Ratio (R.F.= 0.31%)	*Maximum Drawdown	Average Coupon	Average Yield	Average Duration (years)	Average Delta
MFM Global Convertible Bonds Class (USD) R	1.15	1.61	-10%	1.03%	0.41%	3.0	41.6%
†Thomson Reuters Global Composite hedged (USD)	1.01	1.44	-9%	-	-	-	42.3%

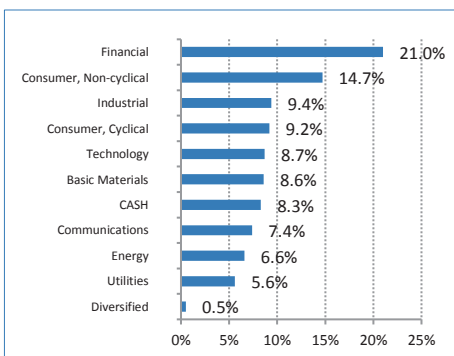
\* Since 31.05.2011

**Historical NAV (reinvested distributions)**

**Key Holdings**

Lukoil 2.625% 2015
Baloise Holding 1.5% 2016
Steinhoff Finance Hldg 4% 2021
Ares Capital 5.75% 2016
Newford Capital 0% 2016
Siemens 1.05% 2017
Suez 0% 2020
BKW 0.125% 2020
Schindler Holding 0.375% 2017
China Overseas 4% 2021

**Monthly returns**

	J	F	M	A	M	J	J	A	S	O	N	D	Annual
2011						-0.73%	-1.06%	-3.18%	-3.53%	2.47%	-1.69%	0.01%	-7.57%
2012	2.66%	2.77%	-0.30%	-0.64%	-1.96%	1.43%	1.87%	0.61%	1.45%	0.18%	0.81%	1.17%	10.43%
2013	2.06%	0.24%	1.20%	0.94%	1.29%	-1.39%	1.97%	-0.73%	2.04%	1.19%	0.24%	0.88%	10.32%
2014	-0.63%	1.37%	0.07%	0.28%	1.35%	-0.17%	-0.39%	0.04%	-0.98%	0.13%	0.81%	-0.25%	1.62%
2015	1.18%	1.89%	0.21%	1.61%	0.11%								5.08%

**Sector Breakdown**

**Rating overview**
