

## NAV

USD 116.91

Completely Hedged  
 against USD

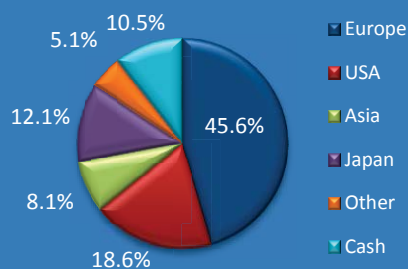
## Strategy

MFM Global Convertible Bonds is one of the MFM FUND umbrella fund segments. Its objective is to secure medium- or long-term capital growth by investing in convertible bonds, convertible notes, warrant issues and certificates, mandatory convertible bonds and other similar securities with attached conversion or option rights, denominated in Swiss francs or other currencies and issued by public or private-sector borrowers from round the globe. Counterparty risks may be covered with credit default swaps (CDS's).

## Fund Facts

Fund domicile	Luxemburg
Fund Authority	CSSF
OLD ISIN	CH0129730419
NEW ISIN from 06.05.15	LU1105776725
Valoren	25237309
WKN	
Bloomberg Ticker	MFMGCCR
Reuters	
Management fees	1.40%
Size (in CHF millions)	759.90
Number of positions	93
<b>Launch date</b>	<b>31.05.2011</b>
Subscriptions	Daily
Subscription fee	max. 2.5%
Redemption	Daily
Redemption fee	None
Performance fee	None
Last dividend **	USD 0.024083
** subject to validation by AFC and FINMA	

## Region Exposure



## Fund Manager

www.mirante.ch

Place de la Gare 10 1003 Lausanne Switzerland Tel: +41 21 808 00 90 Fax: +41 21 808 00 94	Löwenplatz 43 8001 Zürich Switzerland Tel: +41 44 251 20 58 Fax: +41 44 251 20 59
---	---

## Fund Administrator

FundPartner Solutions

## Custodian

www.pictet.com

## Auditors

www.pwc.ch

## Performance

Reinvested distributions	1 month	YTD	1 year	3 years	5 years	Since Inception	*Annualized Performance	*Annualized Volatility
MFM Global Convertible Bonds Class (USD) R	-1.28%	3.75%	3.08%	23.57%	-	18.71%	4.28%	3.81%
†Thomson Reuters Global Composite hedged (USD)	-1.90%	3.22%	2.61%	22.88%	-	21.07%	4.79%	5.03%

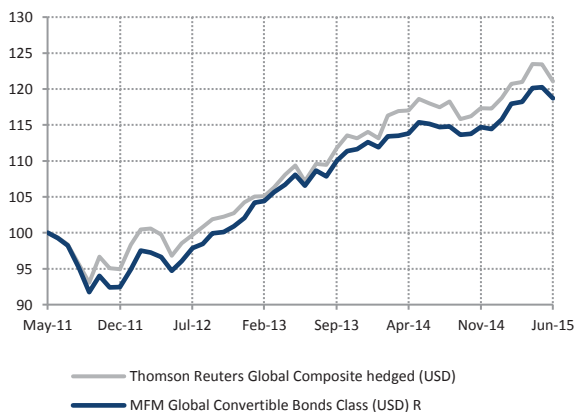
†75% Thomson Reuters Global Focus Investment Grade (USD) Hedged & 25% Thomson Reuters Global Focus (USD) Hedged

## Performance analysis

	*Sharpe Ratio (R.F.= 0.31%)	*Sortino Ratio (R.F.= 0.31%)	*Maximum Drawdown	Average Coupon	Average Yield	Average Duration (years)	Average Delta
MFM Global Convertible Bonds Class (USD) R	1.04	1.45	-10%	0.96%	0.51%	3.0	38.5%
†Thomson Reuters Global Composite hedged (USD)	0.89	1.26	-9%	-	-	-	40.7%

\* Since 31.05.2011

## Historical NAV (reinvested distributions)



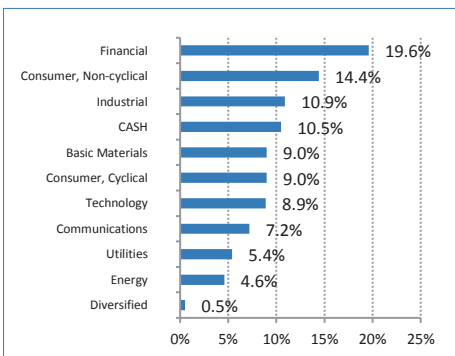
## Key Holdings

Balaise Holding 1.5% 2016
Steinhoff Finance Hldg 4% 2021
Ares Capital 5.75% 2016
Newford Capital 0% 2016
Siemens 1.05% 2017
Electronic Arts 0.75% 2016
Newmont Mining 1.625% 2017
BKW 0.125% 2020
Schindler Holding 0.375% 2017
Ruby Assets 1.6% 2017

## Monthly returns

	J	F	M	A	M	J	J	A	S	O	N	D	Annual
2011						-0.73%	-1.06%	-3.18%	-3.53%	2.47%	-1.69%	0.01%	-7.57%
2012	2.66%	2.77%	-0.30%	-0.64%	-1.96%	1.43%	1.87%	0.61%	1.45%	0.18%	0.81%	1.17%	10.43%
2013	2.06%	0.24%	1.20%	0.94%	1.29%	-1.39%	1.97%	-0.73%	2.04%	1.19%	0.24%	0.88%	10.32%
2014	-0.63%	1.37%	0.07%	0.28%	1.35%	-0.17%	-0.39%	0.04%	-0.98%	0.13%	0.81%	-0.25%	1.62%
2015	1.18%	1.89%	0.21%	1.61%	0.11%	-1.28%							3.75%

## Sector Breakdown



## Rating overview

