

NAV

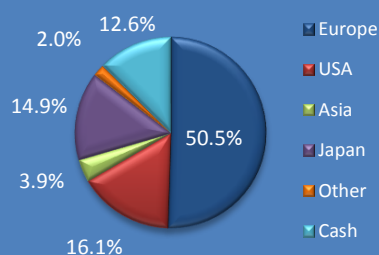
 CHF 138.47 Completely Hedged
 against CHF

Strategy

MFM Global Convertible Bonds is one of the MFM FUND umbrella fund segments. Its objective is to secure medium- or long-term capital growth by investing in convertible bonds, convertible notes, warrant issues and certificates, mandatory convertible bonds and other similar securities with attached conversion or option rights, denominated in Swiss francs or other currencies and issued by public or private-sector borrowers from round the globe.

Fund Facts

Fund domicile	Luxemburg
Fund Authority	CSSF
ISIN	LU1105776212
Valoren	25237250
WKN	A12GQ5
Bloomberg Ticker	MFMGCC1
Lipper (Reuters)	68295478
Management Fees	0.90%
Size (in CHF millions)	850.61
Number of positions	86
Launch date	15.02.2008
Subscriptions	Daily
Subscription fee	max. 2.5%
Redemption	Daily
Redemption fee	None
Performance fee	None
Last dividend	CHF 0.039056
Distribution:	CH, Lux, D
Tax Transparency:	EU, CH, D, A, UK

Region Exposure

Fund Manager
www.mirante.ch

Place de la Gare 10 1003 Lausanne Switzerland Tel: +41 21 808 00 90 Fax: +41 21 808 00 94	Löwenplatz 43 8001 Zurich Switzerland Tel: +41 44 251 20 58 Fax: +41 44 251 20 59
---	---

Fund Administrator

FundPartner Solutions

Custodian
www.pictet.com
Auditors

BDO Luxembourg

Performance

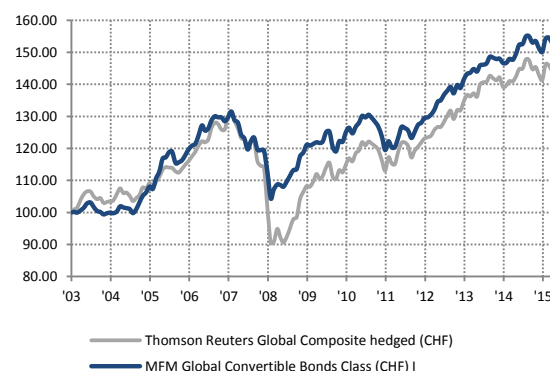
Reinvested distributions	1 month	YTD	1 year	3 years	5 years	Since Inception	*Annualized Performance	*Annualized Volatility
MFM Global Convertible Bonds Class (CHF) I	-1.14%	3.46%	3.46%	15.71%	20.56%	52.81%	3.51%	4.67%
† Thomson Reuters Global Composite hedged (CHF)	-1.41%	2.10%	2.10%	14.40%	21.41%	43.90%	3.01%	6.18%

†75% Thomson Reuters Global Focus Investment Grade (CHF) Hedged & 25% Thomson Reuters Global Focus (CHF) Hedged

Performance analysis

	*Sharpe Ratio (R.F. = 0.65%)	*Sortino Ratio (R.F. = 0.65%)	*Maximum Drawdown	Average Coupon	Average Yield	Average Duration (years)	Average Delta
MFM Global Convertible Bonds Class (CHF) I	0.61	0.83	-27%	0.71%	0.61%	3.4	35.6%
† Thomson Reuters Global Composite hedged (CHF)	0.49	0.51	-42%	-	-	-	36.0%

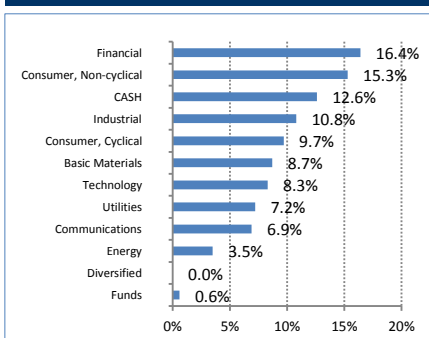
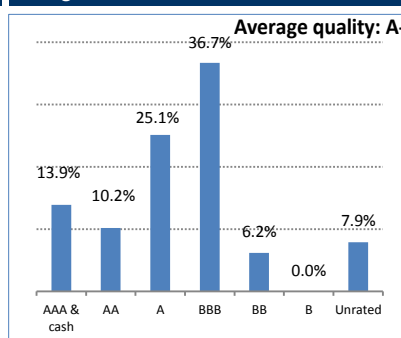
*The represented performance from 06.10.2003 to 14.02.2008 corresponds to class A. Change on 15.02.2008 into class I.

Historical NAV (reinvested distributions)

Key Holdings

VODAFONE GROUP PLC 0% 2020
TOTAL SA 0.5% 2022
ADIDAS AG 0.25% 2019
ARES CAPITAL CORP 5.75% 2016
ILLUMINA INC 0% 2019
BALOISE HOLDING AG 1.5% 2016
SONY CORPORATION 0% 2022
SIEMENS FINANCIERINGSMAT 1.05% 2017
IBERDROLA INTL BV 0% 2022
SWISS LIFE HOLDING AG 0% 2020

Monthly returns

	J	F	M	A	M	J	J	A	S	O	N	D	Annual
2003-2006													23.90%
2007	2.64%	-1.27%	0.51%	2.04%	0.99%	-0.26%	-0.01%	-0.92%	0.80%	1.54%	-2.06%	-0.59%	3.34%
2008	-2.98%	-0.95%	-2.80%	2.15%	0.90%	-3.06%	-0.10%	-0.09%	-5.54%	-7.41%	2.62%	1.49%	-15.09%
2009	-0.18%	-0.46%	1.58%	1.63%	1.50%	0.31%	3.49%	1.01%	2.01%	-0.19%	0.42%	0.44%	12.13%
2010	-0.17%	0.31%	2.49%	0.12%	-3.90%	-1.11%	2.67%	-0.14%	2.46%	1.12%	-1.41%	1.66%	3.97%
2011	1.04%	1.62%	-0.38%	0.66%	-0.84%	-0.93%	-1.14%	-2.43%	-3.39%	2.32%	-1.57%	0.10%	-4.99%
2012	2.55%	2.58%	-0.27%	-0.59%	-1.88%	1.42%	1.86%	0.54%	1.13%	0.19%	0.66%	1.15%	9.67%
2013	1.91%	0.30%	1.27%	0.94%	0.88%	-1.45%	1.91%	-0.68%	1.91%	1.26%	0.24%	0.83%	9.64%
2014	-0.56%	1.33%	0.16%	0.29%	1.39%	-0.17%	-0.30%	0.09%	-0.92%	0.05%	0.83%	-0.17%	2.00%
2015	1.32%	1.81%	0.16%	1.54%	0.06%	-1.28%	0.30%	-1.51%	-0.68%	2.75%	0.18%	-1.14%	3.46%

Sector Breakdown

Rating overview


The data as well as the graphs contained in this document are only provided as an indication. I share class only for institutional investors. The past performance is no indication of current and future performances, and the performance data do not take account of the commissions and costs incurred on the issue and redemption of units. Consequently, MFM Mirante Fund Management SA does not provide any guarantee as for their exactitude and reliability.