

NAV

EUR 140.97

Completely Hedged
 against EUR

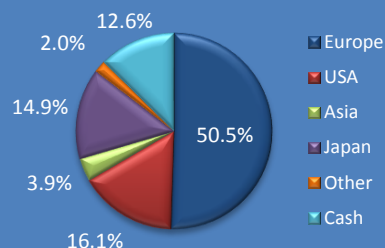
Strategy

MFM Global Convertible Bonds is one of the MFM FUND umbrella fund segments. Its objective is to secure medium- or long-term capital growth by investing in convertible bonds, convertible notes, warrant issues and certificates, mandatory convertible bonds and other similar securities with attached conversion or option rights, denominated in Swiss francs or other currencies and issued by public or private-sector borrowers from round the globe.

Fund Facts

Fund domicile	Luxembourg
Fund Authority	CSSF
ISIN	LU1105776303
Valoren	25237253
WKN	A12GQ6
Bloomberg Ticker	MFMGCEI
Lipper (Reuters)	68295479
Management fees	0.90%
Size (in CHF millions)	850.61
Number of positions	86
Launch date	15.02.2008
Subscriptions	Daily
Subscription fee	max. 2.5%
Redemption	Daily
Redemption fee	None
Performance fee	None
Last dividend	EUR 0.033131
Distribution:	CH, Lux, D, I *
Tax Transparency:	EU, CH, D, A, UK
* Institutional only	

Region Exposure



Fund Manager

www.mirante.ch

Place de la Gare 10
 1003 Lausanne
 Switzerland
 Tel: +41 21 808 00 90
 Fax: +41 21 808 00 94

Löwenplatz 43
 8001 Zürich
 Switzerland
 Tel: +41 44 251 20 58
 Fax: +41 44 251 20 59

Fund Administrator

FundPartner Solutions

Custodian

www.pictet.com

Auditors

BDO Luxembourg

Performance

Reinvested distributions	1 month	YTD	1 year	3 years	5 years	*Since Inception	*Annualized Performance	*Annualized Volatility
MFM Global Convertible Bonds Class (EUR) I	-1.01%	4.11%	4.11%	17.04%	21.99%	54.13%	4.11%	4.39%
†Thomson Reuters Global Composite hedged (EUR)	-1.34%	2.92%	2.92%	15.56%	23.81%	50.91%	3.91%	6.42%

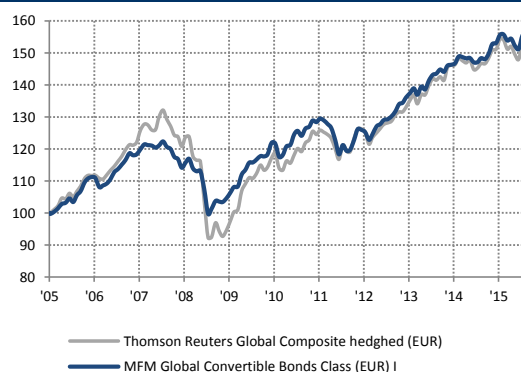
†75% Thomson Reuters Global Focus Investment Grade (EUR) Hedged & 25% Thomson Reuters Global Focus (EUR) Hedged

Performance analysis

	*Sharpe Ratio (R.F.= 1.71%)	*Sortino Ratio (R.F.= 1.71%)	*Maximum Drawdown	Average Coupon	Average Yield	Average Duration (years)	Average Delta
MFM Global Convertible Bonds Class (EUR) I	0.94	0.73	-24%	0.71%	0.61%	3.4	35.6%
†Thomson Reuters Global Composite hedged (EUR)	0.34	0.46	-41%	-	-	-	36.0%

*The represented performance from 20.04.2005 to 14.02.2008 corresponds to class A. Change on 15.02.2008 into class I.

Historical NAV (reinvested distributions)



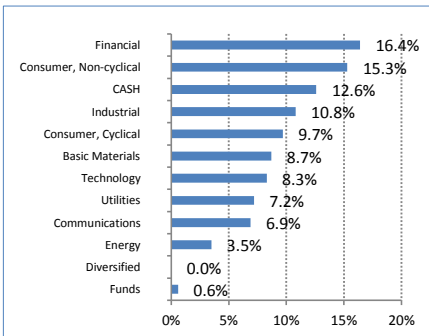
Key Holdings

VODAFONE GROUP PLC 0% 2020
TOTAL SA 0.5% 2022
ADIDAS AG 0.25% 2019
ARES CAPITAL CORP 5.75% 2016
ILLUMINA INC 0% 2019
BALOISE HOLDING AG 1.5% 2016
SONY CORPORATION 0% 2022
SIEMENS FINANCIERINGSMAT 1.05% 2017
IBERDROLA INTL BV 0% 2022
SWISS LIFE HOLDING AG 0% 2020

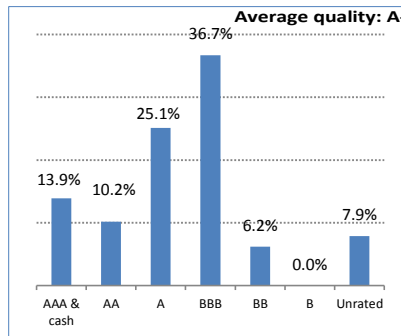
Monthly returns

	J	F	M	A	M	J	J	A	S	O	N	D	Annual
2005-2007													19.99%
2008	-2.07%	-0.56%	-2.34%	1.37%	1.07%	-2.56%	-0.81%	0.12%	-5.12%	-7.07%	1.55%	2.44%	-13.52%
2009	-0.21%	-0.12%	1.21%	1.60%	1.66%	0.15%	3.42%	1.38%	1.95%	0.04%	0.84%	0.89%	13.51%
2010	-0.10%	0.51%	3.08%	-0.17%	-3.40%	0.43%	2.31%	0.36%	2.67%	0.94%	-1.24%	1.82%	7.28%
2011	0.47%	1.52%	-0.39%	0.85%	-0.46%	-0.86%	-0.95%	-3.05%	-3.59%	2.45%	-1.48%	0.30%	-5.21%
2012	2.55%	2.74%	-0.18%	-0.56%	-1.93%	1.46%	1.93%	0.59%	0.97%	0.22%	0.69%	1.16%	9.96%
2013	1.75%	0.30%	1.28%	0.98%	1.08%	-1.47%	1.91%	-0.67%	2.00%	1.26%	0.26%	0.92%	9.96%
2014	-0.51%	1.34%	0.19%	0.30%	1.46%	-0.12%	-0.28%	0.10%	-0.94%	0.04%	0.85%	-0.21%	2.24%
2015	1.18%	1.97%	0.22%	1.62%	0.13%	-1.24%	0.38%	-1.47%	-0.63%	2.81%	0.16%	-1.01%	4.11%

Sector Breakdown



Rating overview



The data as well as the graphs contained in this document are only provided as an indication. I share class only for institutional investors. The past performance is no indication of current and future performances, and the performance data do not take account of the commissions and costs incurred on the issue and redemption of units. Consequently, MFM Mirante Fund Management SA does not provide any guarantee as for their exactitude and reliability.