

NAV

CHF 132.46

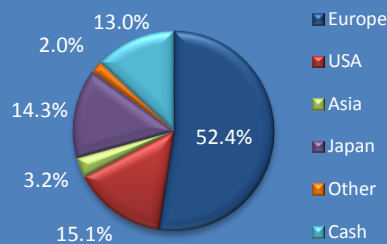
 Completely Hedged
 against CHF

Strategy

MFM Global Convertible Bonds is one of the MFM FUND umbrella fund segments. Its objective is to secure medium- or long-term capital growth by investing in convertible bonds, convertible notes, warrant issues and certificates, mandatory convertible bonds and other similar securities with attached conversion or option rights, denominated in Swiss francs or other currencies and issued by public or private-sector borrowers from round the globe.

Fund Facts

Fund domicile	Luxemburg
Fund Authority	CSSF
ISIN	LU1105776568
Valoren	25237256
WKN	A12GQ8
Bloomberg Ticker	MFMGCCR
Lipper (Reuters)	68295481
Management Fees	1.40%
Size (in CHF millions)	847.37
Number of positions	87
Launch date	06.10.2003
Subscriptions	Daily
Subscription fee	max. 2.5%
Redemption	Daily
Redemption fee	None
Performance fee	None
Last dividend	CHF 0.003745
Distribution:	CH, Lux, D
Tax Transparency:	EU, CH, D, A, UK

Region Exposure

Fund Manager

www.mirante.ch

Place de la Gare 10	Löwenplatz 43
1003 Lausanne	8001 Zürich
Switzerland	Switzerland
Tel: +41 21 808 00 90	Tel: +41 44 251 20 58
Fax: +41 21 808 00 94	Fax: +41 44 251 20 59

Fund Administrator

FundPartner Solutions

Custodian

www.pictet.com

Auditors

BDO Luxembourg

Performance

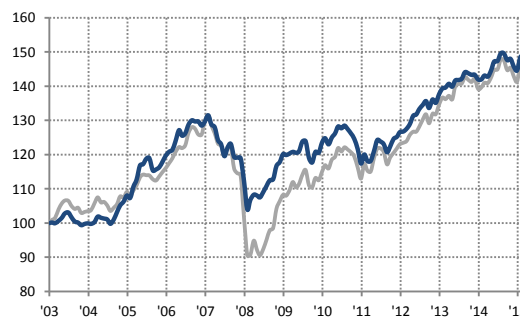
Reinvested distributions	1 month	YTD	1 year	3 years	5 years	Since Inception	*Annualized Performance	*Annualized Volatility
MFM Global Convertible Bonds Class (CHF) R	-2.77%	-2.77%	-1.19%	8.78%	13.21%	42.92%	2.93%	4.68%
† Thomson Reuters Global Composite hedged (CHF)	-3.40%	-3.40%	-2.51%	9.70%	16.42%	39.00%	2.70%	6.19%

†75% Thomson Reuters Global Focus Investment Grade (CHF) Hedged & 25% Thomson Reuters Global Focus (CHF) Hedged

Performance analysis

	*Sharpe Ratio (R.F.= 0.64%)	*Sortino Ratio (R.F.= 0.64%)	*Maximum Drawdown	Average Coupon	Average Yield	Average Duration (years)	Average Delta
MFM Global Convertible Bonds Class (CHF) R	0.49	0.66	-27%	0.70%	0.81%	3.3	31.5%
† Thomson Reuters Global Composite hedged (CHF)	0.44	0.45	-42%	-	-	-	37.2%

* Since 06.10.2003

Historical NAV (reinvested distributions)


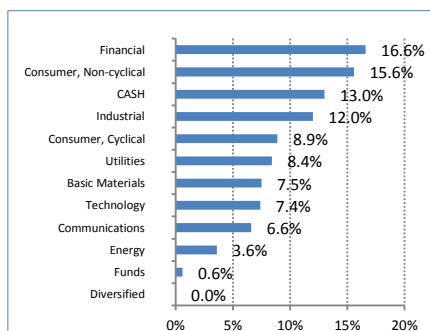
— Thomson Reuters Global Composite hedged (CHF)
 — MFM Global Convertible Bonds Class (CHF) R

Key Holdings

VODAFONE GROUP PLC 0% 2020
TOTAL SA 0.5% 2022
ADIDAS AG 0.25% 2019
ARES CAPITAL CORP 5.75% 2016
SIEMENS FINANCIERINGSMAT 1.05% 2017
BALOISE HOLDING AG 1.5% 2016
SONY CORPORATION 0% 2022
ILLUMINA INC 0% 2019
IBERDROLA INTL BV 0% 2022
SOLIDIUM 0% 2018

Monthly returns

	J	F	M	A	M	J	J	A	S	O	N	D	Annual
2003-2007													28.04%
2008	-2.98%	-0.95%	-2.83%	2.11%	0.86%	-3.10%	-0.15%	-0.12%	-5.59%	-7.44%	2.63%	1.46%	-15.43%
2009	-0.22%	-0.50%	1.54%	1.58%	1.47%	0.26%	3.45%	0.97%	1.97%	-0.22%	0.38%	0.41%	11.57%
2010	-0.21%	0.27%	2.44%	0.08%	-3.92%	-1.15%	2.62%	-0.18%	2.42%	1.09%	-1.46%	1.63%	3.46%
2011	1.00%	1.58%	-0.42%	0.62%	-0.88%	-0.97%	-1.19%	-2.46%	-3.44%	2.27%	-1.60%	0.05%	-5.45%
2012	2.52%	2.55%	-0.32%	-0.64%	-1.92%	1.38%	1.82%	0.49%	1.10%	0.14%	0.62%	1.10%	9.12%
2013	1.88%	0.25%	1.23%	0.89%	0.84%	-1.50%	1.87%	-0.72%	1.86%	1.22%	0.19%	0.79%	9.11%
2014	-0.60%	1.29%	0.11%	0.26%	1.35%	-0.22%	-0.34%	0.05%	-0.97%	0.01%	0.80%	-0.22%	1.49%
2015	1.28%	1.77%	0.12%	1.50%	0.01%	-1.33%	0.26%	-1.56%	-0.73%	2.71%	0.14%	-1.18%	2.93%
2016	-2.77%												-2.77%

Sector Breakdown

Rating overview
