

**NAV**

CHF 135.43

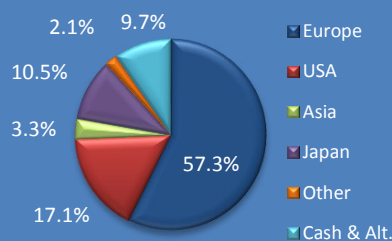
 Completely Hedged  
 against CHF

**Strategy**

MFM Global Convertible Bonds is one of the MFM FUND umbrella fund segments. Its objective is to secure medium- or long-term capital growth by investing in convertible bonds, convertible notes, warrant issues and certificates and other similar securities with attached conversion or option rights, denominated in Swiss francs or other currencies and issued by public or private-sector borrowers from round the globe.

**Fund Facts**

Fund domicile	Luxemburg
Fund Authority	CSSF
ISIN	LU1105776212
Valoren	25237250
WKN	A12GQ5
Bloomberg Ticker	MFMGCC1
Lipper (Reuters)	68295478
Management Fees	0.90%
Size (in CHF millions)	814.98
Number of positions	81
<b>Launch date</b>	<b>15.02.2008</b>
Subscriptions	Daily
Subscription fee	max. 2.5%
Redemption	Daily
Redemption fee	None
Performance fee	None
Last dividend	CHF 0.039056
Distribution:	CH, Lux, D
Tax Transparency:	EU, CH, D, A, UK

**Region Exposure**

**Fund Manager**
[www.mirante.ch](http://www.mirante.ch)

rue Etraz 4	Löwenplatz 43
1003 Lausanne	8001 Zurich
Switzerland	Switzerland
Tel: +41 21 808 00 90	Tel: +41 44 251 20 58
Fax: +41 21 808 00 94	Fax: +41 44 251 20 59

**Fund Administrator**

FundPartner Solutions

**Custodian**
[www.pictet.com](http://www.pictet.com)
**Auditors**

BDO Luxembourg

**Performance**

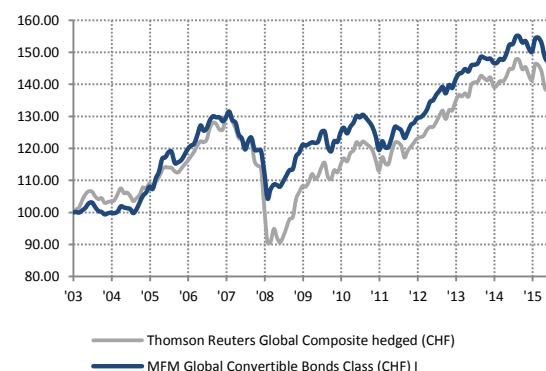
Reinvested distributions	1 month	YTD	1 year	3 years	5 years	Since Inception	*Annualized Performance	*Annualized Volatility
<b>MFM Global Convertible Bonds Class (CHF) I</b>	<b>0.30%</b>	<b>-2.20%</b>	<b>-3.54%</b>	<b>8.31%</b>	<b>14.51%</b>	<b>49.46%</b>	<b>3.24%</b>	<b>4.67%</b>
† Thomson Reuters Global Composite hedged (CHF)	-0.29%	-1.75%	-4.34%	8.54%	15.73%	41.37%	2.79%	6.17%

†75% Thomson Reuters Global Focus Investment Grade (CHF) Hedged &amp; 25% Thomson Reuters Global Focus (CHF) Hedged

**Performance analysis**

	*Sharpe Ratio (R.F. = 0.62%)	*Sortino Ratio (R.F. = 0.62%)	*Maximum Drawdown	Average Coupon	Average Yield	Average Duration (years)	Average Delta
<b>MFM Global Convertible Bonds Class (CHF) I</b>	<b>0.56</b>	<b>0.76</b>	<b>-27%</b>	<b>0.69%</b>	<b>0.43%</b>	<b>3.3</b>	<b>35.5%</b>
† Thomson Reuters Global Composite hedged (CHF)	0.45	0.47	-42%	-	-	-	40.8%

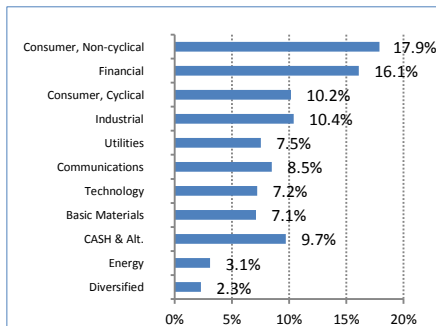
\*The represented performance from 06.10.2003 to 14.02.2008 corresponds to class A. Change on 15.02.2008 into class I.

**Historical NAV (reinvested distributions)**

**Key Holdings**

VODAFONE GROUP PLC 0% 2020
TOTAL SA 0.5% 2022
ADIDAS AG 0.25% 2019
Cie Gen Etab Michelin 0% 2017
J SAINSBURY PLC 1.25% 2019
AB Industrivaerden 1.875% 2017
SONY CORPORATION 0% 2022
NEWMONT MINING CORP 1.625% 2017
IBERDROLA INTL BV 0% 2022
BALOISE HOLDING AG 1.5% 2016

**Monthly returns**

	J	F	M	A	M	J	J	A	S	O	N	D	Annual
<b>2003-2007</b>													<b>28.04%</b>
<b>2008</b>	-2.98%	-0.95%	-2.80%	2.15%	0.90%	-3.06%	-0.10%	-0.09%	-5.54%	-7.41%	2.62%	1.49%	<b>-15.09%</b>
<b>2009</b>	-0.18%	-0.46%	1.58%	1.63%	1.50%	0.31%	3.49%	1.01%	2.01%	-0.19%	0.42%	0.44%	<b>12.13%</b>
<b>2010</b>	-0.17%	0.31%	2.49%	0.12%	-3.90%	-1.11%	2.67%	-0.14%	2.46%	1.12%	-1.41%	1.66%	<b>3.97%</b>
<b>2011</b>	1.04%	1.62%	-0.38%	0.66%	-0.84%	-0.93%	-1.14%	-2.43%	-3.39%	2.32%	-1.57%	0.10%	<b>-4.99%</b>
<b>2012</b>	2.55%	2.58%	-0.27%	-0.59%	-1.88%	1.42%	1.86%	0.54%	1.13%	0.19%	0.66%	1.15%	<b>9.67%</b>
<b>2013</b>	1.91%	0.30%	1.27%	0.94%	0.88%	-1.45%	1.91%	-0.68%	1.91%	1.26%	0.24%	0.83%	<b>9.64%</b>
<b>2014</b>	-0.56%	1.33%	0.16%	0.29%	1.39%	-0.17%	-0.30%	0.09%	-0.92%	0.05%	0.83%	-0.17%	<b>2.00%</b>
<b>2015</b>	1.32%	1.81%	0.16%	1.54%	0.06%	-1.28%	0.30%	-1.51%	-0.68%	2.75%	0.18%	-1.14%	<b>3.46%</b>
<b>2016</b>	-2.72%	-1.01%	1.26%	0.30%									<b>-2.20%</b>

**Sector Breakdown**

**Rating overview**
