



### NAV

CHF 135.32

Completely Hedged against CHF

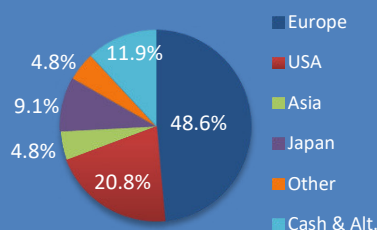
### Strategy

MFM Global Convertible Bonds is one of the MFM FUND umbrella fund segments. Its objective is to secure medium- or long-term capital growth by investing in convertible bonds, convertible notes, warrant issues and certificates and other similar securities with attached conversion or option rights, denominated in Swiss francs or other currencies and issued by public or private-sector borrowers from round the globe.

### Fund Facts

Fund domicile	Luxemburg
Fund Authority	CSSF
ISIN	LU1105776212
Valoren	25237250
WKN	A12GQ5
Bloomberg Ticker	MFMGCC1
Lipper (Reuters)	68295478
Management Fees	0.90%
Size (in CHF millions)	1034.69
Number of positions	92
<b>Launch date</b>	<b>06.10.2003</b>
Subscriptions	Daily
Subscription fee	max. 2.5%
Redemption	Daily
Redemption fee	None
Performance fee	None
Last dividend	CHF 0.039056
Distribution:	CH, Lux, D
Tax Transparency:	EU, CH, D, A, UK

### Region Exposure



### Fund Manager

www.mirante.ch

rue Etraz 4  
1003 Lausanne  
Switzerland  
Tel: +41 21 808 00 90  
Fax: +41 21 808 00 94

Löwenplatz 43  
8001 Zurich  
Switzerland  
Tel: +41 44 251 20 58  
Fax: +41 44 251 20 59

### Fund Administrator

FundPartner Solutions

### Custodian

www.pictet.com

### Auditors

BDO Luxembourg

### Performance

Reinvested distributions	1 month	YTD	1 year	3 years	5 years	Since Inception	*Annualized Performance	*Annualized Volatility
MFM Global Convertible Bonds Class (CHF) I	-0.71%	-2.27%	-3.38%	3.99%	24.13%	49.34%	3.09%	4.63%
† Thomson Reuters Global Composite hedged (CHF)	-0.54%	-0.72%	-2.13%	4.88%	23.92%	42.86%	2.74%	6.12%

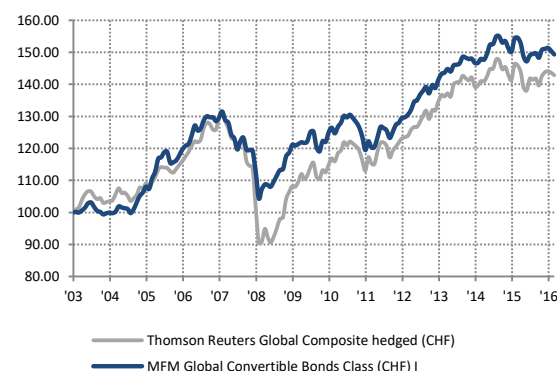
†75% Thomson Reuters Global Focus Investment Grade (CHF) Hedged & 25% Thomson Reuters Global Focus (CHF) Hedged

### Performance analysis

	*Sharpe Ratio (R.F. = 0.56%)	*Sortino Ratio (R.F. = 0.56%)	*Maximum Drawdown	Average Coupon	Average Yield	Duration (effective)	Average Delta
MFM Global Convertible Bonds Class (CHF) I	0.55	0.74	-27%	0.71%	0.50%	2.3%	33.8%
† Thomson Reuters Global Composite hedged (CHF)	0.45	0.48	-42%	-	-	-	38.1%

\*The represented performance from 06.10.2003 to 14.02.2008 corresponds to class A. Change on 15.02.2008 into class I.

### Historical NAV (reinvested distributions)



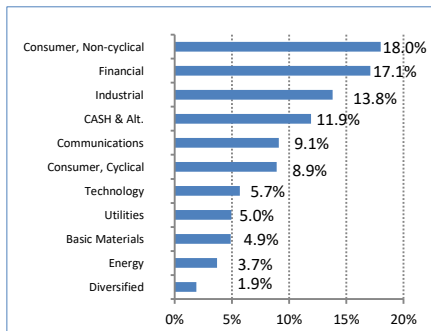
### Key Holdings

America Movil SAB 0% 2020
Total SA 0.5% 2022
Cie Gen Etab Michelin 0% 2017
Solidium OY 0% 2018
Newmont Mining Corp 1.625% 2017
Sony Corporation 0% 2022
Steinhoff Finance Hldg 1.25% 2022
Sainsbury PLC 1.25% 2019
Siemens 1.05% 2017
AB Industrivaerden 1.875% 2017

### Monthly returns

	J	F	M	A	M	J	J	A	S	O	N	D	Annual
2003-2007													28.04%
2008	-2.98%	-0.95%	-2.80%	2.15%	0.90%	-3.06%	-0.10%	-0.09%	-5.54%	-7.41%	2.62%	1.49%	-15.09%
2009	-0.18%	-0.46%	1.58%	1.63%	1.50%	0.31%	3.49%	1.01%	2.01%	-0.19%	0.42%	0.44%	12.13%
2010	-0.17%	0.31%	2.49%	0.12%	-3.90%	-1.11%	2.67%	-0.14%	2.46%	1.12%	-1.41%	1.66%	3.97%
2011	1.04%	1.62%	-0.38%	0.66%	-0.84%	-0.93%	-1.14%	-2.43%	-3.39%	2.32%	-1.57%	0.10%	-4.99%
2012	2.55%	2.58%	-0.27%	-0.59%	-1.88%	1.42%	1.86%	0.54%	1.13%	0.19%	0.66%	1.15%	9.67%
2013	1.91%	0.30%	1.27%	0.94%	0.88%	-1.45%	1.91%	-0.68%	1.91%	1.26%	0.24%	0.83%	9.64%
2014	-0.56%	1.33%	0.16%	0.29%	1.39%	-0.17%	-0.30%	0.09%	-0.92%	0.05%	0.83%	-0.17%	2.00%
2015	1.32%	1.81%	0.16%	1.54%	0.06%	-1.28%	0.30%	-1.51%	-0.68%	2.75%	0.18%	-1.14%	3.46%
2016	-2.72%	-1.01%	1.26%	0.30%	0.16%	-0.94%	1.62%	0.26%	0.18%	-0.63%	-0.71%		-2.27%

### Sector Breakdown



### Rating overview

