

## NAV

USD 122.57 Completely Hedged against USD

## Strategy

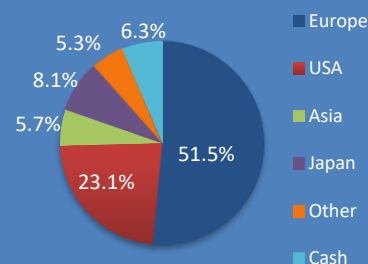
MFM Global Convertible Bonds is one of the MFM FUND umbrella fund segments. Its objective is to secure medium- or long-term capital growth by investing in convertible bonds, convertible notes, warrant issues and certificates and other similar securities with attached conversion or option rights, denominated in Swiss francs or other currencies and issued by public or private-sector borrowers from round the globe.

## Fund Facts

Fund domicile Luxembourg  
Fund Authority CSSF  
ISIN LU1105776485  
Valoren 25237255  
WKN A12GQ7  
Bloomberg Ticker MFMGCCUI  
Lipper (Reuters) 68295480  
Management fees 0.90%  
Size (in CHF millions) 1059.01  
Number of positions 95  
**Launch date 31.05.2011**  
Subscriptions Daily  
Subscription fee max. 2.5%  
Redemption Daily  
Redemption fee None  
Performance fee None

Distribution: CH, Lux, D, I \*  
Tax Transparency: EU, CH, D, A, UK  
\* Institutional only

## Region Exposure



## Fund Manager

www.mirante.ch

rue Etraz 4 Löwenplatz 43  
1003 Lausanne 8001 Zürich  
Switzerland Switzerland  
Tel: +41 21 808 00 90 Tel: +41 44 251 20 58  
Fax: +41 21 808 00 94 Fax: +41 44 251 20 59

## Fund Administrator

FundPartner Solutions

## Custodian

www.pictet.com

## Auditors

BDO Luxembourg

## Performance

Reinvested distributions	1 month	YTD	1 year	3 years	5 years	Since Inception	*Annualized Performance	*Annualized Volatility
MFM Global Convertible Bonds Class (USD) I	-0.72%	3.05%	6.12%	7.88%	30.72%	26.26%	3.91%	3.82%
†Thomson Reuters Global Composite hedged (USD)	-1.28%	2.81%	7.47%	7.71%	28.99%	27.09%	4.02%	5.01%

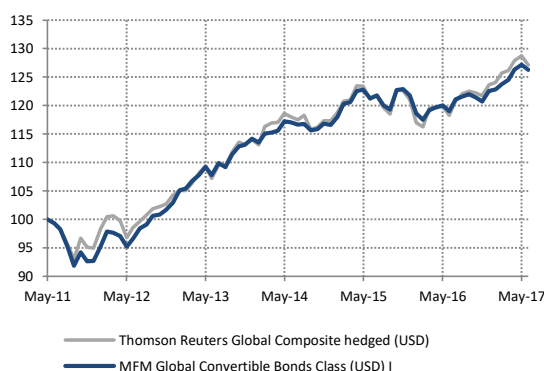
†75% Thomson Reuters Global Focus Investment Grade (USD) Hedged & 25% Thomson Reuters Global Focus (USD) Hedged

## Performance analysis

	*Sharpe Ratio (R.F. = 0.45%)	*Sortino Ratio (R.F. = 0.45%)	*Maximum Drawdown	Average Coupon	Average Yield	Duration (effective)	Average Delta
MFM Global Convertible Bonds Class (USD) I	0.90	1.25	-10%	0.75%	0.34%	2.2%	38.7%
†Thomson Reuters Global Composite hedged (USD)	0.71	0.99	-10%	-	-	-	43.5%

\* Since 31.05.2011

## Historical NAV (reinvested distributions)



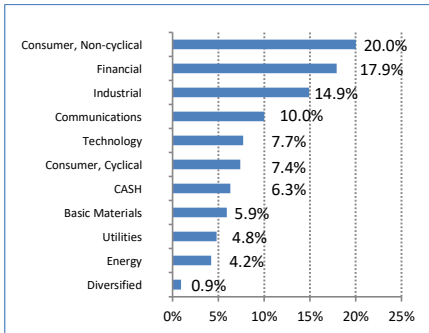
## Key Holdings

America Movil SAB 0% 2020
Total SA 0.5% 2022
Solidium OY 0% 2018
Sony Corporation 0% 2022
First Abu Dhabi Bank 1% 2018
Siemens Financieringsmat 1.65% 2019
Swiss Life Holding AG 0% 2020
Remy Cointreau SA 0.125% 2026
Fresenius Medical Care 1.125% 2020
MNV ZRT 3.375% 2019

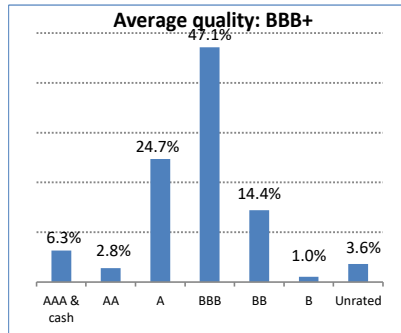
## Monthly returns

	J	F	M	A	M	J	J	A	S	O	N	D	Annual
2011						-0.68%	-1.06%	-3.13%	-3.50%	2.54%	-1.65%	0.06%	-7.30%
2012	2.70%	2.83%	-0.27%	-0.58%	-1.92%	1.46%	1.92%	0.65%	1.53%	0.26%	0.84%	1.22%	11.06%
2013	2.10%	0.29%	1.24%	1.00%	1.33%	-1.35%	2.01%	-0.69%	2.08%	1.24%	0.27%	0.92%	10.88%
2014	-0.59%	1.41%	0.12%	0.31%	1.40%	-0.13%	-0.34%	0.09%	-0.93%	0.16%	0.86%	-0.21%	2.13%
2015	1.22%	1.93%	0.23%	1.66%	0.16%	-1.23%	0.42%	-1.45%	-0.59%	2.84%	0.17%	-0.91%	4.44%
2016	-2.60%	-0.93%	1.42%	0.41%	0.28%	-0.85%	1.78%	0.43%	0.30%	-0.46%	-0.59%	1.52%	0.62%
2017	0.25%	0.74%	0.62%	1.44%	0.69%	-0.72%							3.05%

## Sector Breakdown



## Rating overview



The data as well as the graphs contained in this document are only provided as an indication. I share class only for institutional investors. The past performance is no indication of current and future performances, and the performance data do not take account of the commissions and costs incurred on the issue and redemption of units. Consequently, MFM Mirante Fund Management SA does not provide any guarantee as for their exactitude and reliability.