

**NAV**

CHF 140.66 Completely Hedged against CHF

**Strategy**

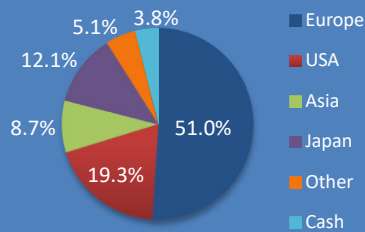
MFM Global Convertible Bonds is one of the MFM FUND umbrella fund segments. Its objective is to secure medium- or long-term capital growth by investing in convertible bonds, convertible notes, warrant issues and certificates and other similar securities with attached conversion or option rights, denominated in Swiss francs or other currencies and issued by public or private-sector borrowers from round the globe.

**Fund Facts**

Fund domicile: Luxemburg  
Fund Authority: CSSF  
ISIN: LU1105776212  
Valoren: 25237250  
WKN: A12GQ5  
Bloomberg Ticker: MFMGCC1  
Lipper (Reuters): 68295478  
Management Fees: 0.90%  
Size (in CHF millions): 1059.41  
Number of positions: 97  
Launch date: 06.10.2003  
Subscriptions: Daily  
Subscription fee: max. 2.5%  
Redemption: Daily  
Redemption fee: None  
Performance fee: None

Distribution: CH, Lux, D  
Tax Transparency: EU, CH, D, A, UK

**Region Exposure**



**Fund Manager**

www.mirante.ch

rue Etraz 4 Löwenplatz 43  
1003 Lausanne 8001 Zurich  
Switzerland Switzerland  
Tel: +41 21 808 00 90 Tel: +41 44 251 20 58  
Fax: +41 21 808 00 94 Fax: +41 44 251 20 59

**Fund Administrator**

FundPartner Solutions

**Custodian**

www.pictet.com

**Auditors**

BDO Luxembourg

**Performance**

Reinvested distributions	1 month	YTD	1 year	3 years	5 years	Since Inception	*Annualized Performance	*Annualized Volatility
MFM Global Convertible Bonds Class (CHF) I	0.29%	0.29%	2.57%	3.73%	15.33%	55.23%	3.11%	4.50%
† Thomson Reuters Global Composite hedged (CHF)	1.49%	1.49%	2.10%	3.96%	16.98%	48.22%	2.78%	5.96%

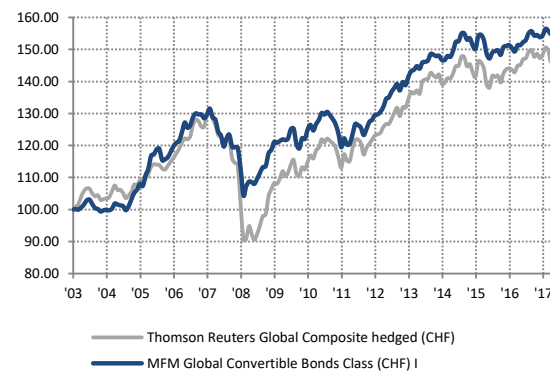
\*75% Thomson Reuters Global Focus Investment Grade (CHF) Hedged & 25% Thomson Reuters Global Focus (CHF) Hedged

**Performance analysis**

	*Sharpe Ratio (R.F.= 0.45%)	*Sortino Ratio (R.F.= 0.45%)	*Maximum Drawdown	Average Coupon	Average Yield	Duration (effective)	Average Delta
MFM Global Convertible Bonds Class (CHF) I	0.59	0.80	-27%	0.69%	0.28%	2.1%	39.8%
† Thomson Reuters Global Composite hedged (CHF)	0.47	0.52	-42%	-	-	-	46.3%

\*The represented performance from 06.10.2003 to 14.02.2008 corresponds to class A. Change on 15.02.2008 into class I.

**Historical NAV (reinvested distributions)**



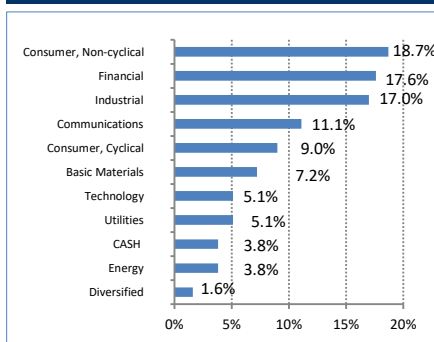
**Key Holdings**

Sony Corporation 0% 2022
Total SA 0.5% 2022
Solidium OY 0% 2018
Remy Cointreau SA 0.125% 2026
Aroundtown SA 1.5% 2021
Sainsbury PLC 1.25% 2019
CO Economica Delta SA 1% 2023
First Abu Dhabi Bank 1% 2018
Siemens Finanzierungsmat 1.65% 2019
Prysmian Spa 0% 2022

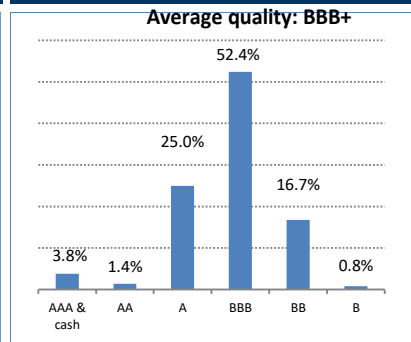
**Monthly returns**

	J	F	M	A	M	J	J	A	S	O	N	D	Annual
2003-2009													21.91%
2010	-0.17%	0.31%	2.49%	0.12%	-3.90%	-1.11%	2.67%	-0.14%	2.46%	1.12%	-1.41%	1.66%	3.97%
2011	1.04%	1.62%	-0.38%	0.66%	-0.84%	-0.93%	-1.14%	-2.43%	-3.39%	2.32%	-1.57%	0.10%	-4.99%
2012	2.55%	2.58%	-0.27%	-0.59%	-1.88%	1.42%	1.86%	0.54%	1.13%	0.19%	0.66%	1.15%	9.67%
2013	1.91%	0.30%	1.27%	0.94%	0.88%	-1.45%	1.91%	-0.68%	1.91%	1.26%	0.24%	0.83%	9.64%
2014	-0.56%	1.33%	0.16%	0.29%	1.39%	-0.17%	-0.30%	0.09%	-0.92%	0.05%	0.83%	-0.17%	2.00%
2015	1.32%	1.81%	0.16%	1.54%	0.06%	-1.28%	0.30%	-1.51%	-0.68%	2.75%	0.18%	-1.14%	3.46%
2016	-2.72%	-1.01%	1.26%	0.30%	0.16%	-0.94%	1.62%	0.26%	0.18%	-0.63%	-0.71%	1.31%	-1.00%
2017	1.31%	0.03%	0.61%	0.45%	1.30%	0.51%	-0.91%	0.13%	-0.46%	0.40%	1.30%	-0.40%	2.31%
2018	0.29%												0.29%

**Sector Breakdown**



**Rating overview\***



\*Internal ratings. The data as well as the graphs contained in this document are only provided as an indication. I share class only for institutional investors. The past performance is no indication of current and future performances, and the performance data do not take account of the commissions and costs incurred on the issue and redemption of units. Consequently, MFM Mirante Fund Management SA does not provide any guarantee as for their exactitude and reliability.