

**NAV**

EUR 138.17

Completely Hedged  
against EUR

**Strategy**

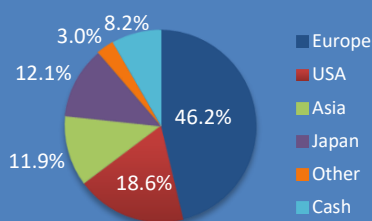
MFM Global Convertible Bonds is one of the MFM FUND umbrella fund segments. Its objective is to secure medium- or long-term capital growth by investing in convertible bonds, convertible notes, warrant issues and certificates and other similar securities with attached conversion or option rights, denominated in Swiss francs or other currencies and issued by public or private-sector borrowers from round the globe.

**Fund Facts**

Fund domicile: Luxembourg  
Fund Authority: CSSF  
ISIN: LU1105776642  
Valoren: 25237258  
WKN: A12GQ9  
Bloomberg Ticker: MFMGCR  
Lipper (Reuters): 68295482  
Management fees: 1.40%  
Size (in CHF millions): 1007.36  
Number of positions: 95  
Launch date: 20.04.2005  
Subscriptions: Daily  
Subscription fee: max. 2.5%  
Redemption: Daily  
Redemption fee: None  
Performance fee: None

Distribution: CH, Lux, D, I \*  
Tax Transparency: EU, CH, D, A, UK  
\* Institutional only

**Region Exposure**



**Fund Manager**

www.mirante.ch

rue Etraz 4  
1003 Lausanne  
Switzerland  
Tel: +41 21 808 00 90  
Fax: +41 21 808 00 94

Löwenplatz 43  
8001 Zürich  
Switzerland  
Tel: +41 44 251 20 58  
Fax: +41 44 251 20 59

**Fund Administrator**

FundPartner Solutions

**Custodian**

www.pictet.com

**Auditors**

BDO Luxembourg

**Performance**

Reinvested distributions	1 month	YTD	1 year	3 years	5 years	*Since Inception	*Annualized Performance	*Annualized Volatility
MFM Global Convertible Bonds Class (EUR) R	-0.84%	-1.60%	-0.60%	-0.52%	10.78%	47.04%	3.02%	4.24%
†Thomson Reuters Global Composite hedged (EUR)	-0.87%	-1.11%	-1.70%	0.98%	14.66%	52.61%	3.31%	6.14%

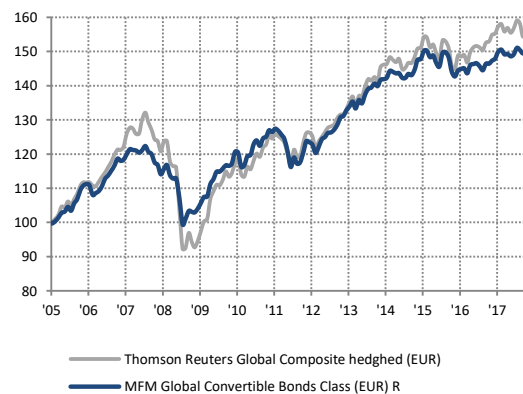
†75% Thomson Reuters Global Focus Investment Grade (EUR) Hedged & 25% Thomson Reuters Global Focus (EUR) Hedged

**Performance analysis**

	*Sharpe Ratio (R.F. = 1.42%)	*Sortino Ratio (R.F. = 1.42%)	*Maximum Drawdown	Average Coupon	Average Yield	Duration (effective)	Average Delta
MFM Global Convertible Bonds Class (EUR) R	0.38	0.50	-24%	0.60%	0.34%	2.1%	36.2%
†Thomson Reuters Global Composite hedged (EUR)	0.31	0.41	-41%	-	-	-	39.8%

\* Since 20.04.2005

**Historical NAV (reinvested distributions)**



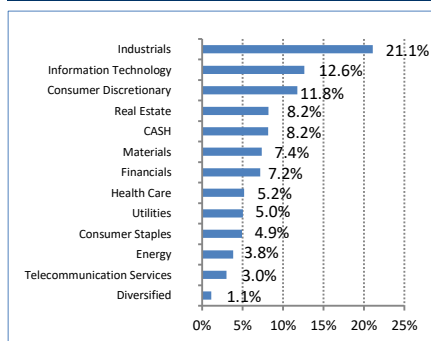
**Key Holdings**

Solidium OY 0% 2018
Airbus SE 0% 2021
CO Economica Delta SA 1% 2023
J Sainsbury PLC 1.25% 2019
Prysmian Spa 0% 2022
Iberdrola Intl BV 0% 2022
Western Digital Corp 1.5% 2024
Sony Corporation 0% 2022
LVMH Moët Hennessy Vuitton 0% 2021
Deutsche Post AG 0.05% 2025

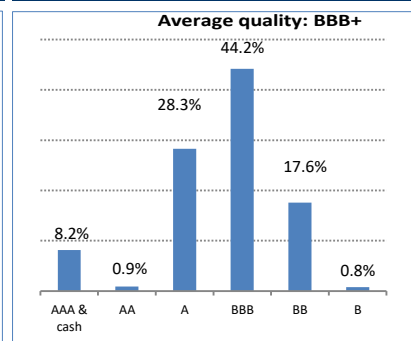
**Monthly returns**

	J	F	M	A	M	J	J	A	S	O	N	D	Annual
2005-2010													24.57%
2011	0.42%	1.48%	-0.43%	0.81%	-0.50%	-0.90%	-0.98%	-3.08%	-3.63%	2.41%	-1.52%	0.30%	-5.64%
2012	2.52%	2.69%	-0.22%	-0.61%	-1.97%	1.42%	1.89%	0.54%	0.92%	0.17%	0.65%	1.12%	9.40%
2013	1.71%	0.24%	1.24%	0.94%	1.04%	-1.51%	1.87%	-0.72%	1.94%	1.22%	0.23%	0.87%	9.37%
2014	-0.56%	1.31%	0.14%	0.27%	1.42%	-0.17%	-0.32%	0.06%	-0.97%	0.00%	0.82%	-0.24%	1.73%
2015	1.15%	1.95%	0.18%	1.58%	0.08%	-1.27%	0.33%	-1.51%	-0.68%	2.76%	0.12%	-1.06%	3.58%
2016	-2.73%	-1.03%	1.25%	0.28%	0.14%	-1.00%	1.65%	0.23%	0.16%	-0.65%	-0.76%	1.32%	-1.21%
2017	0.01%	0.59%	0.43%	1.28%	0.48%	-0.92%	0.10%	-0.48%	0.38%	1.28%	-0.44%	-0.64%	2.06%
2018	0.26%	-1.03%	-0.84%										-1.60%

**Sector Breakdown**



**Rating overview\***



\*Internal ratings. The data as well as the graphs contained in this document are only provided as an indication. I share class only for institutional investors. The past performance is no indication of current and future performances, and the performance data do not take account of the commissions and costs incurred on the issue and redemption of units. Consequently, MFM Mirante Fund Management SA does not provide any guarantee as for their exactitude and reliability.