

NAV

USD 120.59

Completely Hedged
against USD

Strategy

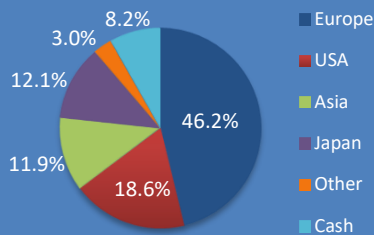
MFM Global Convertible Bonds is one of the MFM FUND umbrella fund segments. Its objective is to secure medium- or long-term capital growth by investing in convertible bonds, convertible notes, warrant issues and certificates and other similar securities with attached conversion or option rights, denominated in Swiss francs or other currencies and issued by public or private-sector borrowers from round the globe.

Fund Facts

Fund domicile: Luxembourg
Fund Authority: CSSF
ISIN: LU1105776725
Valoren: 25237309
WKN: A12GRA
Bloomberg Ticker: MFMGCUR
Lipper (Reuters): 68295483
Management fees: 1.40%
Size (in CHF millions): 1007.36
Number of positions: 95
Launch date: 31.05.2011
Subscriptions: Daily
Subscription fee: max. 2.5%
Redemption: Daily
Redemption fee: None
Performance fee: None

Distribution: CH, Lux, D, I *
Tax Transparency: EU, CH, D, A, UK
* Institutional only

Region Exposure



Fund Manager

www.mirante.ch

rue Etraz 4
1003 Lausanne
Switzerland
Tel: +41 21 808 00 90
Fax: +41 21 808 00 94

Löwenplatz 43
8001 Zürich
Switzerland
Tel: +41 44 251 20 58
Fax: +41 44 251 20 59

Fund Administrator

FundPartner Solutions

Custodian

www.pictet.com

Auditors

BDO Luxembourg

Performance

Reinvested distributions	1 month	YTD	1 year	3 years	5 years	Since Inception	*Annualized Performance	*Annualized Volatility
MFM Global Convertible Bonds Class (USD) R	-0.61%	-1.06%	1.41%	3.59%	15.87%	22.45%	3.01%	3.76%
†Thomson Reuters Global Composite hedged (USD)	-0.70%	-0.59%	0.05%	4.33%	18.68%	26.21%	3.47%	4.95%

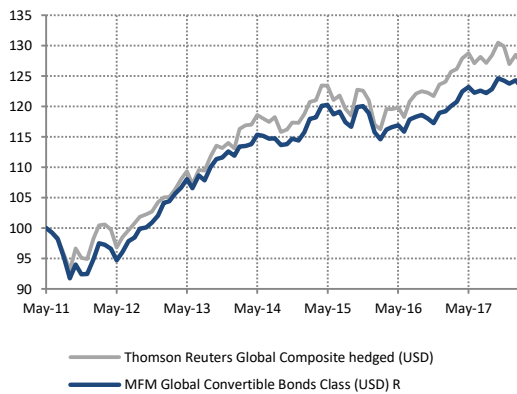
†75% Thomson Reuters Global Focus Investment Grade (USD) Hedged & 25% Thomson Reuters Global Focus (USD) Hedged

Performance analysis

	*Sharpe Ratio (R.F. = 0.58%)	*Sortino Ratio (R.F. = 0.58%)	*Maximum Drawdown	Average Coupon	Average Yield	Duration (effective)	Average Delta
MFM Global Convertible Bonds Class (USD) R	0.65	0.88	-10%	0.60%	0.34%	2.1%	36.2%
†Thomson Reuters Global Composite hedged (USD)	0.58	0.80	-10%	-	-	-	39.8%

* Since 31.05.2011

Historical NAV (reinvested distributions)



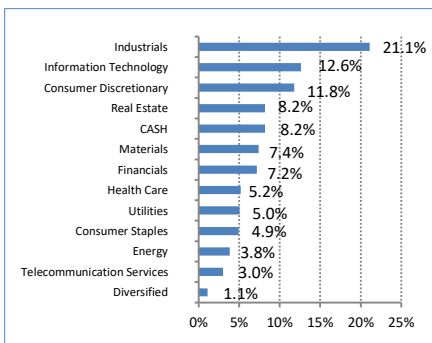
Key Holdings

- Solidium OY 0% 2018
- Airbus SE 0% 2021
- CO Economica Delta SA 1% 2023
- J Sainsbury PLC 1.25% 2019
- Prysman Spa 0% 2022
- Iberdrola Intl BV 0% 2022
- Western Digital Corp 1.5% 2024
- Sony Corporation 0% 2022
- LVMH Moet Hennessy Vuitton 0% 2021
- Deutsche Post AG 0.05% 2025

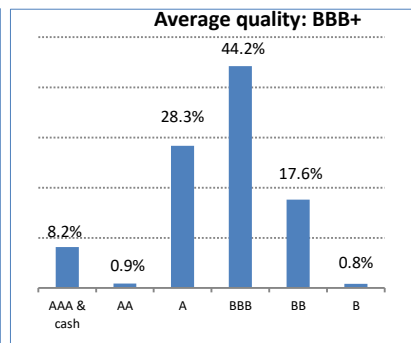
Monthly returns

	J	F	M	A	M	J	J	A	S	O	N	D	Annual
2011													
2012	2.66%	2.77%	-0.30%	-0.64%	-1.96%	1.43%	1.87%	0.61%	1.45%	0.18%	0.81%	1.17%	10.43%
2013	2.06%	0.24%	1.20%	0.94%	1.29%	-1.39%	1.97%	-0.73%	2.04%	1.19%	0.24%	0.88%	10.32%
2014	-0.63%	1.37%	0.07%	0.28%	1.35%	-0.17%	-0.39%	0.04%	-0.98%	0.13%	0.81%	-0.25%	1.62%
2015	1.18%	1.89%	0.21%	1.61%	0.11%	-1.28%	0.38%	-1.49%	-0.63%	2.79%	0.13%	-0.96%	3.90%
2016	-2.64%	-0.97%	1.37%	0.37%	0.24%	-0.89%	1.74%	0.37%	0.26%	-0.51%	-0.65%	1.47%	0.08%
2017	0.20%	0.70%	0.58%	1.40%	0.65%	-0.77%	0.27%	-0.32%	0.52%	1.45%	-0.30%	-0.39%	4.01%
2018	0.45%	-0.90%	-0.61%										-1.06%

Sector Breakdown



Rating overview*



*Internal ratings. The data as well as the graphs contained in this document are only provided as an indication. I share class only for institutional investors. The past performance is no indication of current and future performances, and the performance data do not take account of the commissions and costs incurred on the issue and redemption of units. Consequently, MFM Mirante Fund Management SA does not provide any guarantee as for their exactitude and reliability.