

NAV

EUR 138.32

Completely Hedged
against EUR

Strategy

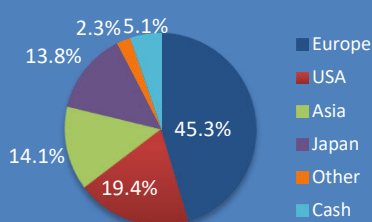
MFM Global Convertible Bonds is one of the MFM FUND umbrella fund segments. Its objective is to secure medium- or long-term capital growth by investing in convertible bonds, convertible notes, warrant issues and certificates and other similar securities with attached conversion or option rights, denominated in Swiss francs or other currencies and issued by public or private-sector borrowers from round the globe.

Fund Facts

Fund domicile Luxembourg
Fund Authority CSSF
ISIN LU1105776642
Valoren 25237258
WKN A12GQ9
Bloomberg Ticker MFMGCR
Lipper (Reuters) 68295482
Management fees 1.40%
Size (in CHF millions) 943.64
Number of positions 89
Launch date 20.04.2005
Subscriptions Daily
Subscription fee max. 2.5%
Redemption Daily
Redemption fee None
Performance fee None

Distribution: CH, Lux, D, I *
Tax Transparency: EU, CH, D, A, UK
* Institutional only

Region Exposure



Fund Manager

MFM Mirante Fund Management SA

rue Etraz 4 Löwenplatz 43
1003 Lausanne 8001 Zürich
Switzerland Switzerland
Tel: +41 21 808 00 90 Tel: +41 44 251 20 58
Fax: +41 21 808 00 94 Fax: +41 44 251 20 59
www.mirante.ch

Fund Administrator

FundPartner Solutions
(Europe) S.A., Luxembourg

Custodian

Pictet & Cie (Europe) S.A.,
Luxembourg

Auditors

BDO Audit S.A., Luxembourg

Performance

Reinvested distributions	1 month	YTD	1 year	3 years	5 years	*Since Inception	*Annualized Performance	*Annualized Volatility
MFM Global Convertible Bonds Class (EUR) R	-0.48%	-1.50%	-2.23%	-2.04%	8.74%	47.19%	2.99%	4.23%
†Thomson Reuters Global Composite hedged (EUR)	-0.50%	-0.59%	-2.93%	-0.47%	12.10%	53.41%	3.31%	6.11%

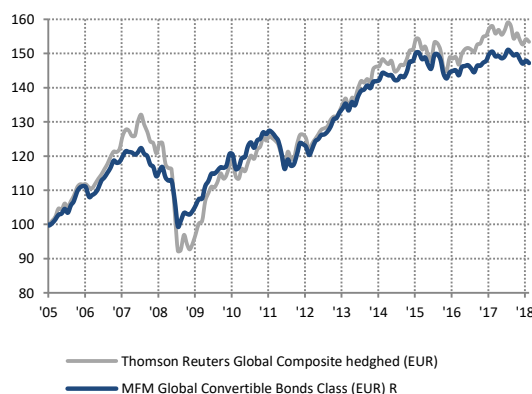
*75% Thomson Reuters Global Focus Investment Grade (EUR) Hedged & 25% Thomson Reuters Global Focus (EUR) Hedged

Performance analysis

	*Sharpe Ratio (R.F. = 1.40%)	*Sortino Ratio (R.F. = 1.40%)	*Maximum Drawdown	Average Coupon	Average Yield	Duration (effective)	Average Delta
MFM Global Convertible Bonds Class (EUR) R	0.38	0.50	-24%	0.61%	0.57%	2.1%	40.7%
†Thomson Reuters Global Composite hedged (EUR)	0.31	0.42	-41%	-	-	-	41.0%

* Since 20.04.2005

Historical NAV (reinvested distributions)



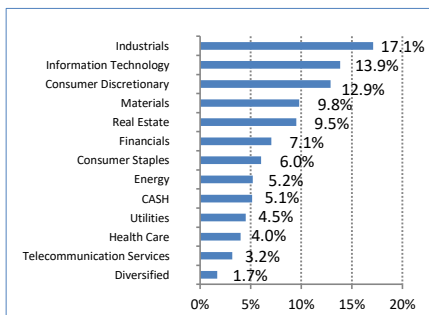
Key Holdings

J Sainsbury PLC 1.25% 2019
Solidium OY 0% 2018
JPMorgan Chase Fiancial 0.25% 2023
CO Economica Delta SA 1% 2023
BP Capital Markets Plc 1% 2023
Smart Insight Intl. 0% 2019
Siemens Financieringsmat 1.65% 2019
Kunlun Energy 1.625% 2019
Western Digital Corp 1.5% 2024
Sony Corporation 0% 2022

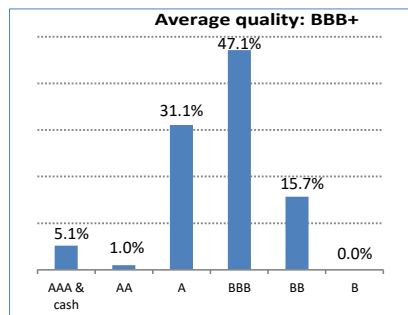
Monthly returns

	J	F	M	A	M	J	J	A	S	O	N	D	Annual
2005-2010													24.57%
2011	0.42%	1.48%	-0.43%	0.81%	-0.50%	-0.90%	-0.98%	-3.08%	-3.63%	2.41%	-1.52%	0.30%	-5.64%
2012	2.52%	2.69%	-0.22%	-0.61%	-1.97%	1.42%	1.89%	0.54%	0.92%	0.17%	0.65%	1.12%	9.40%
2013	1.71%	0.24%	1.24%	0.94%	1.04%	-1.51%	1.87%	-0.72%	1.94%	1.22%	0.23%	0.87%	9.37%
2014	-0.56%	1.31%	0.14%	0.27%	1.42%	-0.17%	-0.32%	0.06%	-0.97%	0.00%	0.82%	-0.24%	1.73%
2015	1.15%	1.95%	0.18%	1.58%	0.08%	-1.27%	0.33%	-1.51%	-0.68%	2.76%	0.12%	-1.06%	3.58%
2016	-2.73%	-1.03%	1.25%	0.28%	0.14%	-1.00%	1.65%	0.23%	0.16%	-0.65%	-0.76%	1.32%	-1.21%
2017	0.01%	0.59%	0.43%	1.28%	0.48%	-0.92%	0.10%	-0.48%	0.38%	1.28%	-0.44%	-0.64%	2.06%
2018	0.26%	-1.03%	-0.84%	0.59%	-0.48%								-1.50%

Sector Breakdown



Rating overview*



* Internal ratings. The data and graphs contained in this document are only provided as an indication. I share class only for institutional investors. The past performance is no indication of current and future performances, and the performance data do not take account of the commissions and costs incurred on the issue and redemption of units. Consequently, MFM Mirante Fund Management SA does not provide any guarantee as for their exactitude and reliability. Interim and annual reports, prospectuses, contracts and KIID may be obtained free of charge from the Fund administrator or the Fund's representative in Switzerland (FundPartner Solutions (Suisse) S.A., Geneva). The paying agent in Switzerland is Banque Pictet & Cie S.A., Geneva.