

NAV

USD 121.26

Completely Hedged
against USD

Strategy

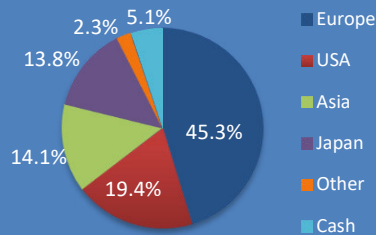
MFM Global Convertible Bonds is one of the MFM FUND umbrella fund segments. Its objective is to secure medium- or long-term capital growth by investing in convertible bonds, convertible notes, warrant issues and certificates and other similar securities with attached conversion or option rights, denominated in Swiss francs or other currencies and issued by public or private-sector borrowers from round the globe.

Fund Facts

Fund domicile: Luxembourg
Fund Authority: CSSF
ISIN: LU1105776725
Valoren: 25237309
WKN: A12GRA
Bloomberg Ticker: MFMGCUJ
Lipper (Reuters): 68295483
Management fees: 1.40%
Size (in CHF millions): 943.64
Number of positions: 89
Launch date: 31.05.2011
Subscriptions: Daily
Subscription fee: max. 2.5%
Redemption: Daily
Redemption fee: None
Performance fee: None

Distribution: CH, Lux, D, I *
Tax Transparency: EU, CH, D, A, UK
* Institutional only

Region Exposure



Fund Manager

MFM Mirante Fund Management SA
rue Etraz 4 Löwenplatz 43
1003 Lausanne 8001 Zürich
Switzerland Switzerland
Tel: +41 21 808 00 90 Tel: +41 44 251 20 58
Fax: +41 21 808 00 94 Fax: +41 44 251 20 59
www.mirante.ch

Fund Administrator

FundPartner Solutions, Pictet & Cie (Europe) S.A.,
(Europe) S.A., Luxembourg Luxembourg

Custodian

Pictet & Cie (Europe) S.A.,
Luxembourg

Auditors

BDO Audit S.A., Luxembourg

Performance

Reinvested distributions	1 month	YTD	1 year	3 years	5 years	Since Inception	*Annualized Performance	*Annualized Volatility
MFM Global Convertible Bonds Class (USD) R	-0.25%	-0.51%	-0.07%	2.40%	13.96%	23.13%	3.02%	3.75%
†Thomson Reuters Global Composite hedged (USD)	-0.29%	0.34%	-1.04%	3.23%	16.49%	27.40%	3.53%	4.91%

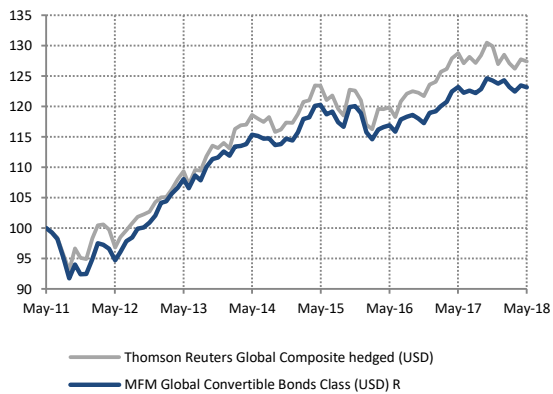
†75% Thomson Reuters Global Focus Investment Grade (USD) Hedged & 25% Thomson Reuters Global Focus (USD) Hedged

Performance analysis

	*Sharpe Ratio (R.F. = 0.62%)	*Sortino Ratio (R.F. = 0.62%)	*Maximum Drawdown	Average Coupon	Average Yield	Duration (effective)	Average Delta
MFM Global Convertible Bonds Class (USD) R	0.64	0.88	-10%	0.61%	0.57%	2.1%	40.7%
†Thomson Reuters Global Composite hedged (USD)	0.59	0.81	-10%	-	-	-	41.0%

* Since 31.05.2011

Historical NAV (reinvested distributions)



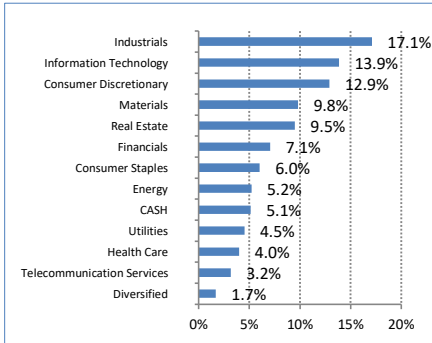
Key Holdings

- J Sainsbury PLC 1.25% 2019
- Solidium OY 0% 2018
- JPMorgan Chase Fiancial 0.25% 2023
- CO Economica Delta SA 1% 2023
- BP Capital Markets Plc 1% 2023
- Smart Insight Intl. 0% 2019
- Siemens Finanzierungsmat 1.65% 2019
- Kunlun Energy 1.625% 2019
- Western Digital Corp 1.5% 2024
- Sony Corporation 0% 2022

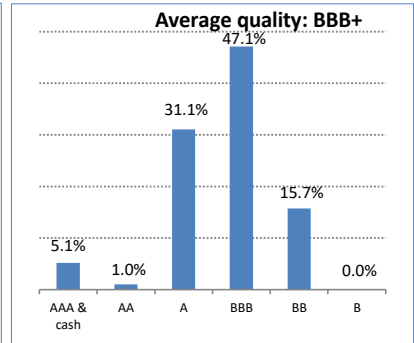
Monthly returns

	J	F	M	A	M	J	J	A	S	O	N	D	Annual
2011						-0.73%	-1.06%	-3.18%	-3.53%	2.47%	-1.69%	0.01%	-7.57%
2012	2.66%	2.77%	-0.30%	-0.64%	-1.96%	1.43%	1.87%	0.61%	1.45%	0.18%	0.81%	1.17%	10.43%
2013	2.06%	0.24%	1.20%	0.94%	1.29%	-1.39%	1.97%	-0.73%	2.04%	1.19%	0.24%	0.88%	10.32%
2014	-0.63%	1.37%	0.07%	0.28%	1.35%	-0.17%	-0.39%	0.04%	-0.98%	0.13%	0.81%	-0.25%	1.62%
2015	1.18%	1.89%	0.21%	1.61%	0.11%	-1.28%	0.38%	-1.49%	-0.63%	2.79%	0.13%	-0.96%	3.90%
2016	-2.64%	-0.97%	1.37%	0.37%	0.24%	-0.89%	1.74%	0.37%	0.26%	-0.51%	-0.65%	1.47%	0.08%
2017	0.20%	0.70%	0.58%	1.40%	0.65%	-0.77%	0.27%	-0.32%	0.52%	1.45%	-0.30%	-0.39%	4.01%
2018	0.45%	-0.90%	-0.61%	0.81%	-0.25%								-0.51%

Sector Breakdown



Rating overview*



* Internal ratings. The data and graphs contained in this document are only provided as an indication. I share class only for institutional investors. The past performance is no indication of current and future performances, and the performance data do not take account of the commissions and costs incurred on the issue and redemption of units. Consequently, MFM Mirante Fund Management SA does not provide any guarantee as for their exactitude and reliability. Interim and annual reports, prospectuses, contracts and KIID may be obtained free of charge from the Fund administrator or the Fund's representative in Switzerland (FundPartner Solutions (Suisse) S.A., Geneva). The paying agent in Switzerland is Banque Pictet & Cie S.A., Geneva.