

**NAV**

EUR 141.95

Completely Hedged  
against EUR

**Strategy**

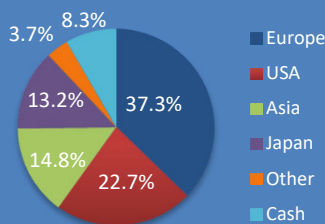
MFM Global Convertible Bonds is one of the MFM FUND umbrella fund segments. Its objective is to secure medium- or long-term capital growth by investing in convertible bonds, convertible notes, warrant issues and certificates and other similar securities with attached conversion or option rights, denominated in Swiss francs or other currencies and issued by public or private-sector borrowers from round the globe.

**Fund Facts**

Fund domicile: Luxembourg  
Fund Authority: CSSF  
ISIN: LU1105776303  
Valoren: 25237253  
WKN: A12GQ6  
Bloomberg Ticker: MFMGCEI  
Lipper (Reuters): 68295479  
Management fees: 0.90%  
Size (in CHF millions): 888.92  
Number of positions: 84  
Launch date: 20.04.2005  
Subscriptions: Daily  
Subscription fee: max. 2.5%  
Redemption: Daily  
Redemption fee: None  
Performance fee: None

Distribution: CH, Lux, D, I \*  
Tax Transparency: EU, CH, D, A, UK  
\* Institutional only

**Region Exposure**



**Fund Manager**

MFM Mirante Fund Management SA

Rue Etraz 4, Löwenplatz 43  
1003 Lausanne, 8001 Zürich  
Switzerland, Switzerland  
Tel: +41 21 808 00 90, Tel: +41 44 251 20 58  
Fax: +41 21 808 00 94, Fax: +41 44 251 20 59  
www.mirante.ch

**Fund Administrator**

FundPartner Solutions, Pictet & Cie (Europe) S.A.,  
(Europe) S.A., Luxembourg, Luxembourg

**Custodian**

**Auditors**

BDO Audit S.A., Luxembourg

**Performance**

Reinvested distributions	1 month	YTD	1 year	3 years	5 years	*Since Inception	*Annualized Performance	*Annualized Volatility
MFM Global Convertible Bonds Class (EUR) I	0.29%	-1.20%	-0.89%	2.64%	9.80%	55.20%	3.32%	4.20%
†Thomson Reuters Global Composite hedged (EUR)	0.18%	-0.58%	-2.12%	3.69%	9.75%	53.44%	3.23%	6.06%

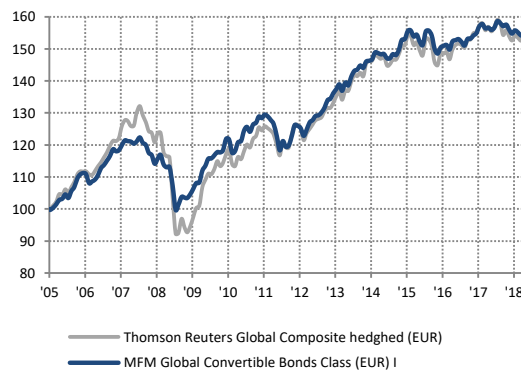
†75% Thomson Reuters Global Focus Investment Grade (EUR) Hedged & 25% Thomson Reuters Global Focus (EUR) Hedged

**Performance analysis**

	*Sharpe Ratio (R.F.= 1.36%)	*Sortino Ratio (R.F.= 1.36%)	*Maximum Drawdown	Average Coupon	Average Yield	Duration (effective)	Equity Exposure (Delta)
MFM Global Convertible Bonds Class (EUR) I	0.47	0.62	-24%	0.54%	0.88%	2.0%	31.2%
†Thomson Reuters Global Composite hedged (EUR)	0.31	0.41	-41%	-	-	-	32.2%

\*The represented performance from 20.04.2005 to 14.02.2008 corresponds to class A. Change on 15.02.2008 into class I.

**Historical NAV (reinvested distributions)**



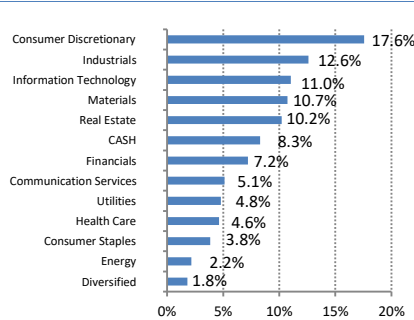
**Key Holdings**

Adidas AG 0.05% 2023
Sony 0% 2022
Akamai Tech 0% 2019
JPM/Voya 0.25% 2023
Economica Delta/Ebro 1% 2023
Smart Insight/Country Garden 0% 2019
JPM/Dufry 0% 2021
Shanghai Port 0% 2022
Iberdrola 0% 2022
Siemens 1.65% 2019

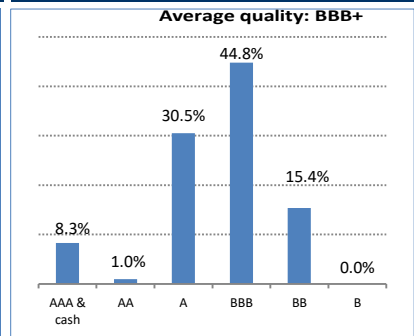
**Monthly returns**

	J	F	M	A	M	J	J	A	S	O	N	D	Annual
2005-2010													26.35%
2011	0.47%	1.52%	-0.39%	0.85%	-0.46%	-0.86%	-0.95%	-3.05%	-3.59%	2.45%	-1.48%	0.30%	-5.21%
2012	2.55%	2.74%	-0.18%	-0.56%	-1.93%	1.46%	1.93%	0.59%	0.97%	0.22%	0.69%	1.16%	9.96%
2013	1.75%	0.30%	1.28%	0.98%	1.08%	-1.47%	1.91%	-0.67%	2.00%	1.26%	0.26%	0.92%	9.96%
2014	-0.51%	1.34%	0.19%	0.30%	1.46%	-0.12%	-0.28%	0.10%	-0.94%	0.04%	0.85%	-0.21%	2.24%
2015	1.18%	1.97%	0.22%	1.62%	0.13%	-1.24%	0.38%	-1.47%	-0.63%	2.81%	0.16%	-1.01%	4.11%
2016	-2.68%	-0.98%	1.30%	0.31%	0.20%	-0.95%	1.69%	0.28%	0.21%	-0.60%	-0.72%	1.37%	-0.67%
2017	0.06%	0.63%	0.48%	1.32%	0.54%	-0.88%	0.15%	-0.45%	0.43%	1.32%	-0.39%	-0.59%	2.61%
2018	0.31%	-0.99%	-0.81%	0.64%	-0.43%	-0.59%	-0.09%	0.46%	0.29%				-1.20%

**Sector Breakdown**



**Rating overview\***



\* Internal ratings. The data and graphs contained in this document are only provided as an indication. I share class only for institutional investors. The past performance is no indication of current and future performances, and the performance data do not take account of the commissions and costs incurred on the issue and redemption of units. Consequently, MFM Mirante Fund Management SA does not provide any guarantee as for their exactitude and reliability. Interim and annual reports, prospectuses, contracts and KIID may be obtained free of charge from the Fund administrator or the Fund's representative in Switzerland (FundPartner Solutions (Suisse) S.A., Geneva). The paying agent in Switzerland is Banque Pictet & Cie S.A., Geneva.