

NAV

USD 121.94 Completely Hedged against USD

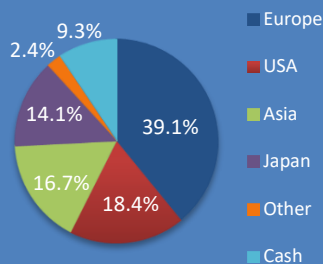
Strategy

MFM Global Convertible Bonds is one of the MFM FUND umbrella fund segments. Its objective is to secure medium- or long-term capital growth by investing in convertible bonds, convertible notes, warrant issues and certificates and other similar securities with attached conversion or option rights, denominated in Swiss francs or other currencies and issued by public or private-sector borrowers from round the globe.

Fund Facts

Fund domicile	Luxembourg
Fund Authority	CSSF
ISIN	LU1105776485
Valoren	25237255
WKN	A12G07
Bloomberg Ticker	MFMGCU
Lipper (Reuters)	68295480
Management fees	0.90%
Size (in CHF millions)	848.48
Number of positions	80
Launch date	31.05.2011
Subscriptions	Daily
Subscription fee	max. 2.5%
Redemption	Daily
Redemption fee	None
Performance fee	None
Distribution:	CH, Lux, D, I *
Tax Transparency:	EU, CH, D, A, UK
* Institutional only	

Region Exposure



Fund Manager

MFM Mirante Fund Management SA

rue Etraz 4	Löwenplatz 43
1003 Lausanne	8001 Zürich
Switzerland	Switzerland
Tel: +41 21 808 00 90	Tel: +41 44 251 20 58
Fax: +41 21 808 00 94	Fax: +41 44 251 20 59
www.mirante.ch	

Fund Administrator

FundPartner Solutions, Pictet & Cie (Europe) S.A.,
(Europe) S.A., Luxembourg Luxembourg

Custodian

Auditors

BDO Audit S.A., Luxembourg

Performance

Reinvested distributions	1 month	YTD	1 year	3 years	5 years	Since Inception	*Annualized Performance	*Annualized Volatility
MFM Global Convertible Bonds Class (USD) I	-0.04%	-1.96%	-2.31%	2.21%	11.05%	25.61%	3.10%	3.73%
†Thomson Reuters Global Composite hedged (USD)	-0.21%	-1.59%	-3.80%	1.93%	10.42%	24.95%	3.02%	4.85%

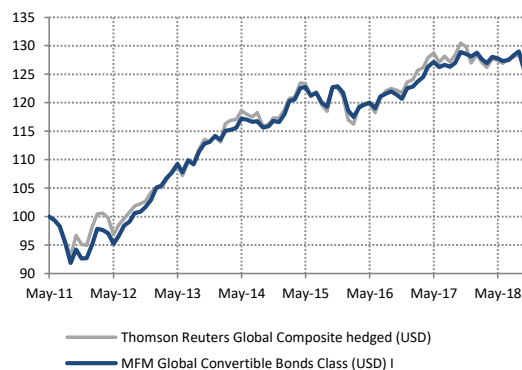
†75% Thomson Reuters Global Focus Investment Grade (USD) Hedged & 25% Thomson Reuters Global Focus (USD) Hedged

Performance analysis

	*Sharpe Ratio (R.F.= 0.74%)	*Sortino Ratio (R.F.= 0.74%)	*Maximum Drawdown	Average Coupon	Average Yield	Duration (effective)	Equity Exposure (Delta)
MFM Global Convertible Bonds Class (USD) I	0.63	0.87	-10%	0.48%	1.13%	2.2%	22.2%
†Thomson Reuters Global Composite hedged (USD)	0.47	0.64	-10%	-	-	-	28.6%

* Since 31.05.2011

Historical NAV (reinvested distributions)



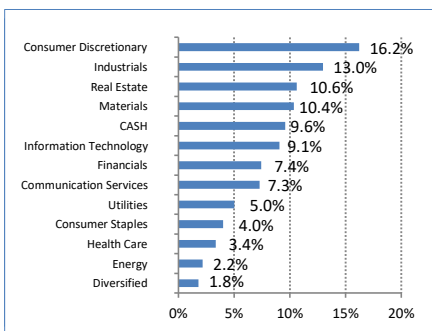
Key Holdings

Telenor East Holding 0.25% 2019
STMicroelectronics 0% 2022
Adidas AG 0.05% 2023
Akamai Tech 0% 2019
JPM/Dufry 0% 2021
JPM/Voya 0.25% 2023
Smart Insight/Country Garden 0% 2019
America Movil 0% 2020
Economica Delta/Ebro 1% 2023
Shanghai Port 0% 2022

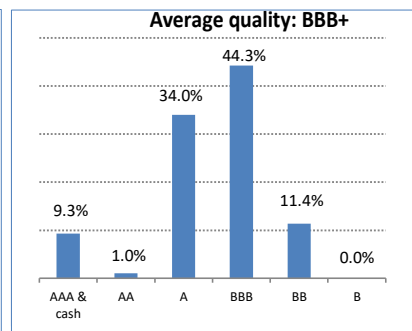
Monthly returns

	J	F	M	A	M	J	J	A	S	O	N	D	Annual
2011						-0.68%	-1.06%	-3.13%	-3.50%	2.54%	-1.65%	0.06%	-7.30%
2012	2.70%	2.83%	-0.27%	-0.58%	-1.92%	1.46%	1.92%	0.65%	1.53%	0.26%	0.84%	1.22%	11.06%
2013	2.10%	0.29%	1.24%	1.00%	1.33%	-1.35%	2.01%	-0.69%	2.08%	1.24%	0.27%	0.92%	10.88%
2014	-0.59%	1.41%	0.12%	0.31%	1.40%	-0.13%	-0.34%	0.09%	-0.93%	0.16%	0.86%	-0.21%	2.13%
2015	1.22%	1.93%	0.23%	1.66%	0.16%	-1.23%	0.42%	-1.45%	-0.59%	2.84%	0.17%	-0.91%	4.44%
2016	-2.60%	-0.93%	1.42%	0.41%	0.28%	-0.85%	1.78%	0.43%	0.30%	-0.46%	-0.59%	1.52%	0.62%
2017	0.25%	0.74%	0.62%	1.44%	0.69%	-0.72%	0.31%	-0.28%	0.56%	1.49%	-0.26%	-0.35%	4.57%
2018	0.50%	-0.85%	-0.57%	0.86%	-0.21%	-0.34%	0.14%	0.68%	0.48%	-2.60%	-0.04%		-1.96%

Sector Breakdown



Rating overview*



* Internal ratings. The data and graphs contained in this document are only provided as an indication. I share class only for institutional investors. The past performance is no indication of current and future performances, and the performance data do not take account of the commissions and costs incurred on the issue and redemption of units. Consequently, MFM Mirante Fund Management SA does not provide any guarantee as for their exactitude and reliability. Interim and annual reports, prospectuses, contracts and KIID may be obtained free of charge from the Fund administrator or the Fund's representative in Switzerland (FundPartner Solutions (Suisse) S.A., 60 Rte des Acacias, 1211 Geneva). The paying agent in Switzerland is Banque Pictet & Cie S.A., 60, Rte des Acacias, 1211 Geneva.