

### NAV

CHF 135.15

Completely Hedged  
 against CHF

### Strategy

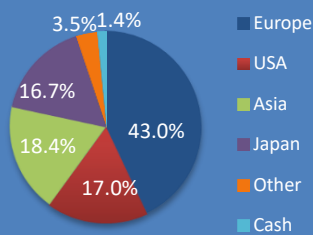
MFM Global Convertible Bonds is one of the MFM FUND umbrella fund segments. Its objective is to secure medium- or long-term capital growth by investing in convertible bonds, convertible notes, warrant issues and certificates and other similar securities with attached conversion or option rights, denominated in Swiss francs or other currencies and issued by public or private-sector borrowers from round the globe.

### Fund Facts

Fund domicile: Luxemburg  
 Fund Authority: CSSF  
 ISIN: LU1105776212  
 Valoren: 25237250  
 WKN: A12GQ5  
 Bloomberg Ticker: MFMGCC1  
 Lipper (Reuters): 68295478  
 Management Fees: 0.90%  
 Size (in CHF millions): 769.99  
 Number of positions: 78  
 Launch date: 06.10.2003  
 Subscriptions: Daily  
 Subscription fee: max. 2.5%  
 Redemption: Daily  
 Redemption fee: None  
 Performance fee: None

Distribution: CH, Lux, D  
 Tax Transparency: EU, CH, D, A, UK

### Region Exposure



### Fund Manager

MFM Mirante Fund Management SA  
 rue Etraz 4  
 1003 Lausanne  
 Switzerland  
 Tel: +41 21 808 00 90  
 Fax: +41 21 808 00 94  
 www.mirante.ch

Löwenplatz 43  
 8001 Zurich  
 Switzerland  
 Tel: +41 44 251 20 58  
 Fax: +41 44 251 20 59

### Fund Administrator Custodian

FundPartner Solutions Pictet & Cie (Europe) S.A.,  
 (Europe) S.A., Luxembourg Luxembourg

### Auditors

BDO Audit S.A., Luxembourg

### Performance

Reinvested distributions	1 month	YTD	1 year	3 years	5 years	Since Inception	*Annualized Performance	*Annualized Volatility
MFM Global Convertible Bonds Class (CHF) I	0.28%	2.68%	-2.13%	0.09%	2.07%	49.15%	2.62%	4.43%
† Thomson Reuters Global Composite hedged (CHF)	-0.28%	2.94%	-2.17%	-0.48%	0.32%	41.10%	2.25%	5.84%

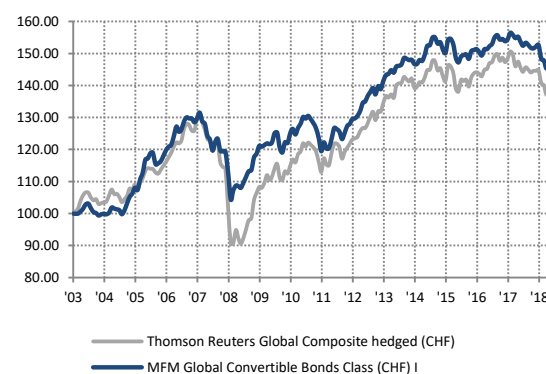
\*75% Thomson Reuters Global Focus Investment Grade (CHF) Hedged & 25% Thomson Reuters Global Focus (CHF) Hedged

### Performance analysis

	*Sharpe Ratio (R.F. = 0.36%)	*Sortino Ratio (R.F. = 0.36%)	*Maximum Drawdown	Average Coupon	Average Yield	Duration (effective)	Equity Exposure (Delta)
MFM Global Convertible Bonds Class (CHF) I	0.51	0.68	-27%	0.41%	0.52%	2.3%	30.1%
† Thomson Reuters Global Composite hedged (CHF)	0.32	0.43	-42%	-	-	-	28.4%

\*The represented performance from 06.10.2003 to 14.02.2008 corresponds to class A. Change on 15.02.2008 into class I.

### Historical NAV (reinvested distributions)



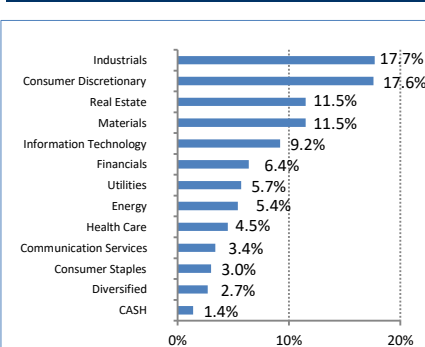
### Key Holdings

Total SA 0.5% 2022
Deutsche Wohnen 0.325% 2024
STMicroelectronics 0% 2022
Siemens Finanzierungsmat 1.65% 2019
DP World Ltd 1.75% 2024
JPM/Dufry 0% 2021
Adidas AG 0.05% 2023
JPM/Voya 0.25% 2023
Iberdrola Intl BV 0% 2022
Shanghai Port Group 0% 2022

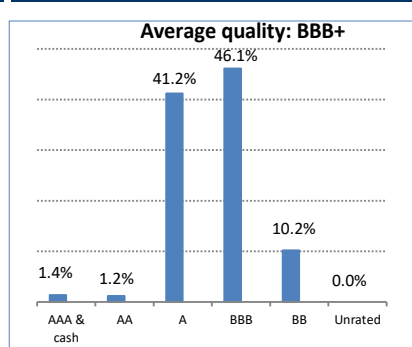
### Monthly returns

	J	F	M	A	M	J	J	A	S	O	N	D	Annual
2003-2010													26.75%
2011	1.04%	1.62%	-0.38%	0.66%	-0.84%	-0.93%	-1.14%	-2.43%	-3.39%	2.32%	-1.57%	0.10%	-4.99%
2012	2.55%	2.58%	-0.27%	-0.59%	-1.88%	1.42%	1.86%	0.54%	1.13%	0.19%	0.66%	1.15%	9.67%
2013	1.91%	0.30%	1.27%	0.94%	0.88%	-1.45%	1.91%	-0.68%	1.91%	1.26%	0.24%	0.83%	9.64%
2014	-0.56%	1.33%	0.16%	0.29%	1.39%	-0.17%	-0.30%	0.09%	-0.92%	0.05%	0.83%	-0.17%	2.00%
2015	1.32%	1.81%	0.16%	1.54%	0.06%	-1.28%	0.30%	-1.51%	-0.68%	2.75%	0.18%	-1.14%	3.46%
2016	-2.72%	-1.01%	1.26%	0.30%	0.16%	-0.94%	1.62%	0.26%	0.18%	-0.63%	-0.71%	1.31%	-1.00%
2017	1.31%	0.03%	0.61%	0.45%	1.30%	0.51%	-0.91%	0.13%	-0.46%	0.40%	1.30%	-0.40%	2.31%
2018	0.29%	-1.00%	-0.83%	0.63%	-0.45%	-0.59%	-0.12%	0.44%	0.28%	-2.87%	-0.33%	-1.72%	-6.16%
2019	1.57%	0.81%	0.28%										2.68%

### Sector Breakdown



### Rating overview



\* Internal ratings. The data and graphs contained in this document are only provided as an indication. I share class only for institutional investors. The past performance is no indication of current and future performances, and the performance data do not take account of the commissions and costs incurred on the issue and redemption of units. Consequently, MFM Mirante Fund Management SA does not provide any guarantee as for their exactitude and reliability. Interim and annual reports, prospectuses, contracts and KIID may be obtained free of charge from the Fund administrator or the Fund's representative in Switzerland (FundPartner Solutions (Suisse) S.A., 60 Rte des Acacias, 1211 Geneva). The paying agent in Switzerland is Banque Pictet & Cie S.A., 60, Rte des Acacias, 1211 Geneva.