



**NAV**

CHF 131.82

Completely Hedged  
against CHF

**Strategy**

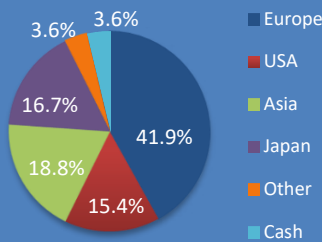
MFM Global Convertible Bonds is one of the MFM FUND umbrella fund segments. Its objective is to secure medium- or long-term capital growth by investing in convertible bonds, convertible notes, warrant issues and certificates and other similar securities with attached conversion or option rights, denominated in Swiss francs or other currencies and issued by public or private-sector borrowers from round the globe.

**Fund Facts**

Fund domicile: Luxemburg  
 Fund Authority: CSSF  
 ISIN: LU1105776568  
 Valoren: 25237256  
 WKN: A12GQ8  
 Bloomberg Ticker: MFMGCCR  
 Lipper (Reuters): 68295481  
 Management Fees: 1.40%  
 Size (in CHF millions): 777.47  
 Number of positions: 79  
 Launch date: 06.10.2003  
 Subscriptions: Daily  
 Subscription fee: max. 2.5%  
 Redemption: Daily  
 Redemption fee: None  
 Performance fee: None

Distribution: CH, Lux, D  
 Tax Transparency: EU, CH, D, A, UK

**Region Exposure**



**Fund Manager**

MFM Mirante Fund Management SA  
 rue Etraz 4 Löwenplatz 43  
 1003 Lausanne 8001 Zürich  
 Switzerland Switzerland  
 Tel: +41 21 808 00 90 Tel: +41 44 251 20 58  
 Fax: +41 21 808 00 94 Fax: +41 44 251 20 59  
 www.mirante.ch

**Fund Administrator Custodian**

FundPartner Solutions Pictet & Cie (Europe) S.A.,  
 (Europe) S.A., Luxembourg Luxembourg

**Auditors**

BDO Audit S.A., Luxembourg

**Performance**

Reinvested distributions	1 month	YTD	1 year	3 years	5 years	Since Inception	*Annualized Performance	*Annualized Volatility
MFM Global Convertible Bonds Class (CHF) R	0.89%	3.46%	-2.36%	-0.88%	0.03%	42.23%	2.29%	4.42%
† Thomson Reuters Global Composite hedged (CHF)	1.31%	4.29%	-1.87%	1.11%	1.56%	42.95%	2.32%	5.83%

\*75% Thomson Reuters Global Focus Investment Grade (CHF) Hedged & 25% Thomson Reuters Global Focus (CHF) Hedged

**Performance analysis**

	*Sharpe Ratio (R.F.=0.36%)	*Sortino Ratio (R.F.=0.36%)	*Maximum Drawdown	Average Coupon	Average Yield	Duration (effective)	Equity Exposure (Delta)
MFM Global Convertible Bonds Class (CHF) R	0.44	0.59	-27%	0.38%	0.44%	2.3%	29.4%
† Thomson Reuters Global Composite hedged (CHF)	0.34	0.45	-42%	-	-	-	30.5%

\* Since 06.10.2003

**Historical NAV (reinvested distributions)**



— Thomson Reuters Global Composite hedged (CHF)  
 — MFM Global Convertible Bonds Class (CHF) R

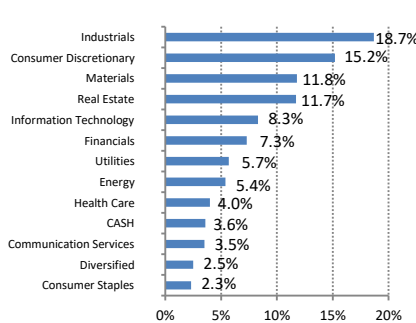
**Key Holdings**

Total SA 0.5% 2022
Siemens Finanzierungsmat 1.65% 2019
DP World Ltd 1.75% 2024
Deutsche Wohnen 0.325% 2024
Adidas AG 0.05% 2023
STMicroelectronics 0% 2022
JPM/Voya 0.25% 2023
Iberdrola Intl BV 0% 2022
Shanghai Port Group 0% 2022
Glencore Funding LLC 0% 2025

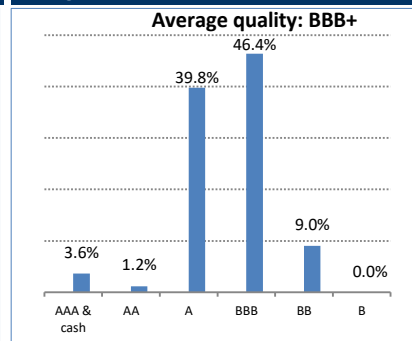
**Monthly returns**

	J	F	M	A	M	J	J	A	S	O	N	D	Annual
2003-2010													24.99%
2011	1.00%	1.58%	-0.42%	0.62%	-0.88%	-0.97%	-1.19%	-2.46%	-3.44%	2.27%	-1.60%	0.05%	-5.45%
2012	2.52%	2.55%	-0.32%	-0.64%	-1.92%	1.38%	1.82%	0.49%	1.10%	0.14%	0.62%	1.10%	9.12%
2013	1.88%	0.25%	1.23%	0.89%	0.84%	-1.50%	1.87%	-0.72%	1.86%	1.22%	0.19%	0.79%	9.11%
2014	-0.60%	1.29%	0.11%	0.26%	1.35%	-0.22%	-0.34%	0.05%	-0.97%	0.01%	0.80%	-0.22%	1.49%
2015	1.28%	1.77%	0.12%	1.50%	0.01%	-1.33%	0.26%	-1.56%	-0.73%	2.71%	0.14%	-1.18%	2.93%
2016	-2.77%	-1.05%	1.21%	0.25%	0.12%	-0.98%	1.59%	0.21%	0.13%	-0.67%	-0.76%	1.27%	-1.53%
2017	-0.01%	0.57%	0.41%	1.25%	0.47%	-0.94%	0.08%	-0.51%	0.36%	1.25%	-0.45%	-0.69%	1.77%
2018	0.23%	-1.04%	-0.88%	0.58%	-0.50%	-0.64%	-0.16%	0.40%	0.24%	-2.92%	-0.38%	-1.77%	-6.67%
2019	1.52%	0.77%	0.24%	0.89%									3.46%

**Sector Breakdown**



**Rating overview\***



\* Internal ratings. The data and graphs contained in this document are only provided as an indication. I share class only for institutional investors. The past performance is no indication of current and future performances, and the performance data do not take account of the commissions and costs incurred on the issue and redemption of units. Consequently, MFM Mirante Fund Management SA does not provide any guarantee as for their exactitude and reliability. Interim and annual reports, prospectuses, contracts and KIID may be obtained free of charge from the Fund administrator or the Fund's representative in Switzerland (FundPartner Solutions (Suisse) S.A., 60 Rte des Acacias, 1211 Geneva). The paying agent in Switzerland is Banque Pictet & Cie S.A., 60, Rte des Acacias, 1211 Geneva.