

NAV

CHF 127.55

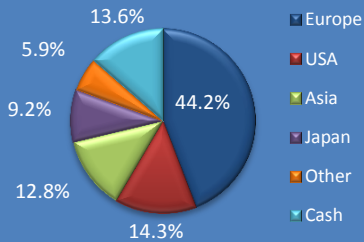
Strategy

MFM Global Convertible Bonds (CHF) is one of the MFM Fund umbrella fund segments. Its objective is to secure medium- or long-term capital growth by investing in convertible bonds, convertible notes, warrant issues and certificates, mandatory convertible bonds and other similar securities with attached conversion or option rights, denominated in Swiss francs or other currencies and issued by public or private-sector borrowers from round the globe. Counterparty risks may be covered with credit default swaps (CDS's).

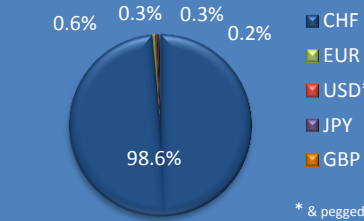
Fund Facts

Fund domicile	Switzerland
ISIN	CH0036975255
Valoren	3 697 525
WKN	A0Q2FA
Bloomberg Ticker	GERIIFC SW
Reuters	3697525.S
All-in-fee	1.0%
Size (in CHF millions)	434.98
Number of positions	70
Launch date	06.10.2003
Subscriptions	Daily
Subscription fee	max. 2.5%
Redemption	Daily
Redemption fee	None
Performance fee	None
Last dividend	CHF 2.00 (04.09.2012)

Region Exposure



Currency Exposure (after hedge)



Fund Manager

www.mirante.ch

Place du Chauchy 2
 1164 Buchillon
 Switzerland
 Tel: +41 21 808 00 90
 Fax: +41 21 808 00 94

Zähringerstrasse 22
 8001 Zurich
 Switzerland
 Tel: +41 44 251 20 57
 Fax: +41 44 251 20 59

Fund Administrator

www.gerifonds.ch

Custodian

www.bcv.ch

Auditors

www.PricewaterhouseCoopers.ch

Performance

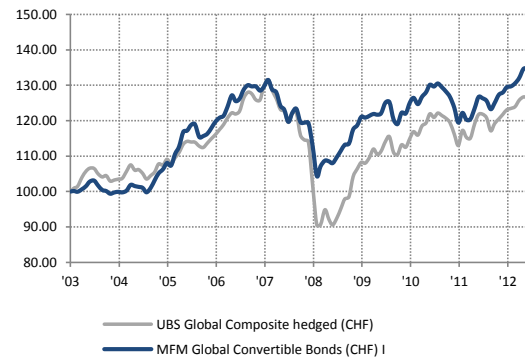
Reinvested distributions	1 month	YTD	1 year	3 years	5 years	Since Inception	*Annualized Performance	*Annualized Volatility
MFM Global Convertible Bonds (CHF)	0.94%	4.48%	9.86%	10.16%	12.87%	37.99%	3.41%	4.93%
UBS Global Composite hedged (CHF)	1.61%	3.55%	7.84%	12.78%	6.53%	30.25%	2.79%	6.51%

Performance analysis

	*Sharpe Ratio (R.F. = 0.91%)	*Sortino Ratio (R.F. = 0.91%)	*Maximum Drawdown	Average Coupon	Average Yield	Average Duration (years)	Average Delta
MFM Global Convertible Bonds (CHF)	0.51	0.68	-27%	1.75%	0.66%	2.3	37.8%
UBS Global Composite hedged (CHF)	0.29	0.39	-42%	-	-	-	45.8%

*The represented performance from 06.10.2003 to 14.02.2008 corresponds to class A. Change on 15.02.2008 into class I.

Historical NAV (reinvested distributions)



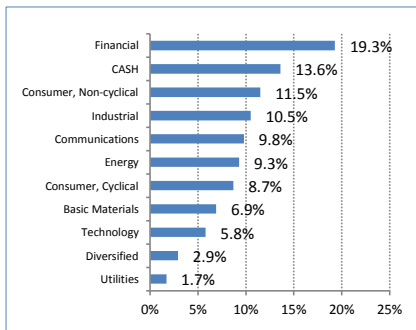
Key Holdings

Old Republic 3.75% 2018
Zeus Cayman / SK Tel 0% 2016
Bäloise Holding 1.5% 2016
Deutsche Post 0.6% 2019
Shire Plc 2.75% 2014
HK Exchanges & CL 0.5% 2017
Allreal Holding 2.125% 2014
AB Industrivarden 2.5% 2015
Lukoil 2.625% 2015
Unibail-Rodamco 0.75% 2018

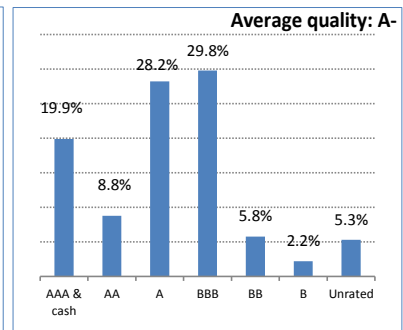
Monthly returns

	J	F	M	A	M	J	J	A	S	O	N	D	Annual
2003 to 2004													1.88%
2005	-0.33%	-0.22%	-0.27%	-1.26%	1.29%	2.12%	1.86%	1.10%	1.67%	-0.68%	3.06%	1.88%	10.61%
2006	3.71%	0.27%	1.39%	0.18%	-3.05%	0.24%	0.58%	1.42%	1.45%	0.97%	0.46%	2.05%	9.94%
2007	2.64%	-1.27%	0.51%	2.04%	0.99%	-0.26%	-0.01%	-0.92%	0.80%	1.54%	-2.06%	-0.59%	3.34%
2008	-2.98%	-0.95%	-2.80%	2.15%	0.90%	-3.06%	-0.10%	-0.09%	-5.54%	-7.41%	2.62%	1.49%	-15.09%
2009	-0.18%	-0.46%	1.58%	1.63%	1.50%	0.31%	3.49%	1.01%	2.01%	-0.19%	0.42%	0.44%	12.13%
2010	-0.17%	0.31%	2.49%	0.12%	-3.90%	-1.11%	2.67%	-0.14%	2.46%	1.12%	-1.41%	1.66%	3.97%
2011	1.04%	1.62%	-0.38%	0.66%	-0.84%	-0.93%	-1.14%	-2.43%	-3.39%	2.32%	-1.57%	0.10%	-4.99%
2012	2.55%	2.58%	-0.27%	-0.59%	-1.88%	1.42%	1.86%	0.54%	1.13%	0.19%	0.66%	1.15%	9.67%
2013	1.91%	0.30%	1.27%	0.94%									4.48%

Sector Breakdown



Rating overview



The data as well as the graphs contained in this document are only provided as an indication. Consequently, Mirante Fund Management SA does not provide any guarantee as for their exactitude and reliability. The last performance are not an indication of future performances. MFM Global Convertible Bonds is authorized by the Federal Commission of the Banks to distribute on a purely professional basis in Switzerland and from Switzerland.