

**NAV**

125.88

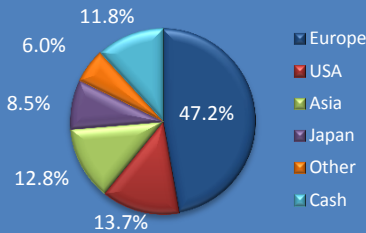
**Strategy**

MFM Global Convertible Bonds (EUR) is one of the MFM Fund umbrella fund segments. Its objective is to secure medium- or long-term capital growth by investing in convertible bonds, convertible notes, warrant issues and certificates, mandatory convertible bonds and other similar securities with attached conversion or option rights, denominated in Swiss francs or other currencies and issued by public or private-sector borrowers from round the globe. Counterparty risks may be covered with credit default swaps (CDS's).

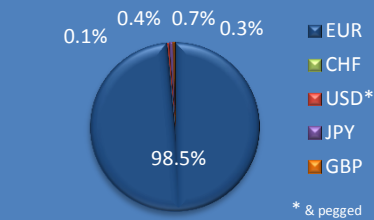
**Fund Facts**

Fund domicile	Switzerland
ISIN	CH0016340124
Valoren	1 634 012
WKN	A0QZX0
Bloomberg Ticker	GERIFPE SW
Reuters	1634012.S
All-in-fee	1.5%
Size (in CHF millions)	421.39
Number of positions	70
<b>Launch date</b>	<b>20.04.2005</b>
Subscriptions	Daily
Subscription fee	max. 2.5%
Redemption	Daily
Redemption fee	None
Performance fee	None
Last dividend	EUR 1.50 (04.09.2012)

**Region Exposure**



**Currency Exposure (after hedge)**



**Fund Manager**

www.mirante.ch

Place du Chauchy 2 1164 Buchillon Switzerland Tel: +41 21 808 00 90 Fax: +41 21 808 00 94	Zähringerstrasse 22 8001 Zurich Switzerland Tel: +41 44 251 20 57 Fax: +41 44 251 20 59
---	---

**Fund Administrator Custodian**

www.gerifonds.ch www.bcv.ch

**Auditors**

www.PricewaterhouseCoopers.ch

**Performance**

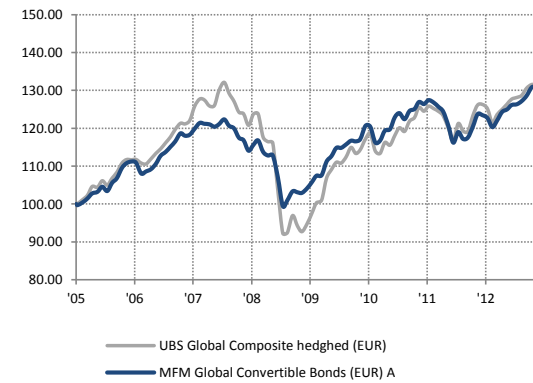
Reinvested distributions	1 month	YTD	1 year	3 years	5 years	*Since Inception	*Annualized Performance	*Annualized Volatility
MFM Global Convertible Bonds (EUR)	1.24%	3.21%	7.50%	10.01%	16.36%	32.73%	3.62%	4.65%
UBS Global Composite hedged (EUR)	1.17%	1.93%	5.39%	13.60%	10.20%	33.10%	3.65%	6.88%

**Performance analysis**

	*Sharpe Ratio (R.F. = 2.18%)	*Sortino Ratio (R.F. = 2.18%)	*Maximum Drawdown	Average Coupon	Average Yield	Average Duration (years)	Average Delta
MFM Global Convertible Bonds (EUR)	0.31	0.41	-24%	1.87%	0.71%	2.2	35.6%
UBS Global Composite hedged (EUR)	0.21	0.28	-41%	-	-	-	40.9%

\* Since 20.04.2005

**Historical NAV (reinvested distributions)**



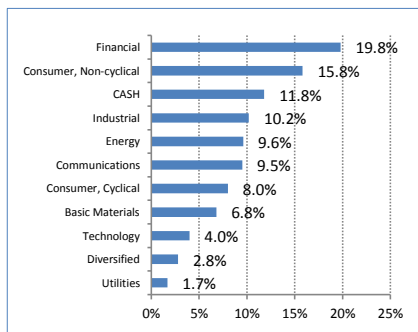
**Key Holdings**

Gilead Sciences 1% 2014
Old Republic 3.75% 2018
SK Telecom 1.75% 2014
Eurazeo/Danone 6.25% 2014
Shire Plc 2.75% 2014
Bâloise Holding 1.5% 2016
HK Exchanges & CL 0.5% 2017
Deutsche Post 0.6% 2019
Lukoil 2.625% 2015
Allreal Holding 2.125% 2014

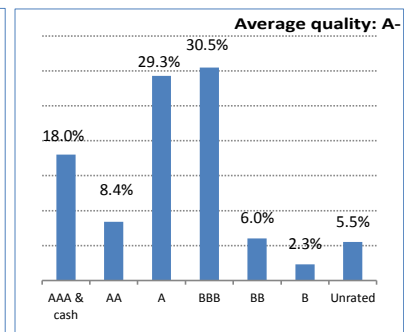
**Monthly returns**

	J	F	M	A	M	J	J	A	S	O	N	D	Annual
2005				-0.30%	0.75%	1.04%	1.28%	0.41%	1.31%	-1.09%	2.08%	1.18%	6.82%
2006	2.55%	1.11%	0.42%	-0.25%	-2.61%	0.51%	0.54%	1.34%	1.88%	0.92%	1.20%	1.19%	9.06%
2007	1.85%	-0.53%	0.23%	1.35%	1.26%	-0.18%	-0.12%	-0.54%	0.54%	1.08%	-1.39%	-0.57%	3.00%
2008	-2.07%	-0.56%	-2.37%	1.34%	1.03%	-2.60%	-0.85%	0.06%	-5.15%	-7.10%	1.51%	2.37%	-13.87%
2009	-0.24%	-0.16%	1.16%	1.57%	1.62%	0.10%	3.36%	1.33%	1.91%	0.00%	0.79%	0.85%	12.94%
2010	-0.15%	0.47%	3.04%	-0.20%	-3.44%	0.40%	2.26%	0.32%	2.62%	0.90%	-1.29%	1.77%	6.73%
2011	0.42%	1.48%	-0.43%	0.81%	-0.50%	-0.90%	-0.98%	-3.08%	-3.63%	2.41%	-1.52%	0.30%	-5.64%
2012	2.52%	2.69%	-0.22%	-0.61%	-1.97%	1.42%	1.89%	0.54%	0.92%	0.17%	0.65%	1.12%	9.40%
2013	1.71%	0.24%	1.24%										3.21%

**Sector Breakdown**



**Rating overview**



The data as well as the graphs contained in this document are only provided as an indication. Consequently, Mirante Fund Management SA does not provide any guarantee as for their exactitude and reliability. The last performance are not an indication of future performances. MFM Global Convertible Bonds is authorized by the Federal Commission of the Banks to distribute on a purely professional basis in Switzerland and from Switzerland.