

**NAV**

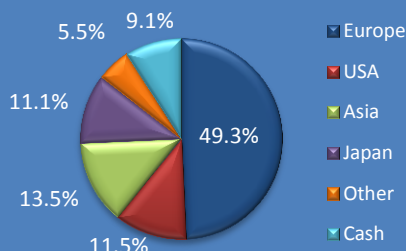
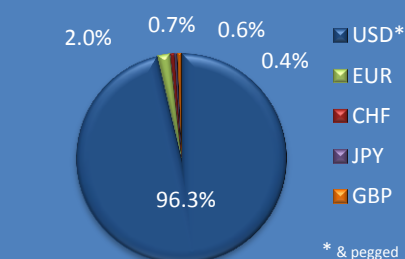
USD 111.82

**Strategy**

MFM Global Convertible Bonds (USD) is one of the MFM Fund umbrella fund segments. Its objective is to secure medium- or long-term capital growth by investing in convertible bonds, convertible notes, warrant issues and certificates, mandatory convertible bonds and other similar securities with attached conversion or option rights, denominated in Swiss francs or other currencies and issued by public or private-sector borrowers from round the globe. Counterparty risks may be covered with credit default swaps (CDS's).

**Fund Facts**

Fund domicile	Switzerland
ISIN	CH0129730419
Valoren	12973041
WKN	A1JGYX
Bloomberg Ticker	GERIFAC SW
Reuters	12973041.S
All-in-fee	1.5%
Size (in CHF millions)	542.18
Number of positions	74
<b>Launch date</b>	<b>31.05.2011</b>
Subscriptions	Daily
Subscription fee	max. 2.5%
Redemption	Daily
Redemption fee	None
Performance fee	None
Last dividend	USD 0.65 (03.09.13)

**Region Exposure**

**Currency Exposure (after hedge)**

**Fund Manager**

www.mirante.ch

Place de la Gare 10 1003 Lausanne Switzerland Tel: +41 21 808 00 90 Fax: +41 21 808 00 94	Löwenplatz 43 8001 Zürich Switzerland Tel: +41 44 251 20 58 Fax: +41 44 251 20 59
-------------------------------------------------------------------------------------------------------	-----------------------------------------------------------------------------------------------

**Fund Administrator**

www.gerifonds.ch

**Custodian**

www.bcv.ch

**Auditors**

www.PricewaterhouseCoopers.ch

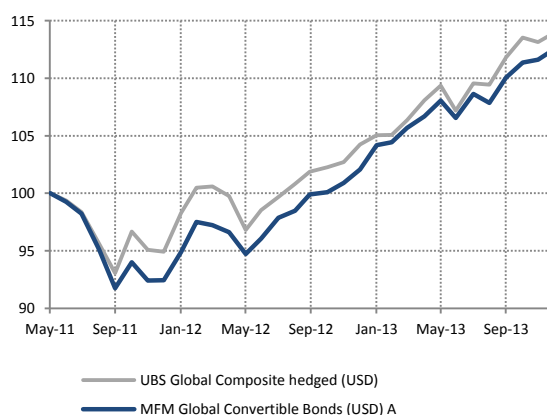
**Performance**

Reinvested distributions	1 month	YTD	1 year	3 years	5 years	Since Inception	*Annualized Performance	*Annualized Volatility
<b>MFM Global Convertible Bonds (USD)</b>	<b>1.37%</b>	<b>0.73%</b>	<b>8.61%</b>	-	-	<b>13.42%</b>	<b>4.67%</b>	<b>4.10%</b>
UBS Global Composite hedged (USD)	2.82%	2.02%	10.69%	-	-	16.32%	5.64%	5.23%

**Performance analysis**

	*Sharpe Ratio (R.F. = 0.35%)	*Sortino Ratio (R.F. = 0.35%)	*Maximum Drawdown	Average Coupon	Average Yield	Average Duration (years)	Average Delta
<b>MFM Global Convertible Bonds (USD)</b>	<b>1.05</b>	<b>1.45</b>	<b>-10%</b>	<b>1.45%</b>	<b>0.30%</b>	<b>2.7</b>	<b>36.4%</b>
UBS Global Composite hedged (USD)	1.01	1.43	-9%	-	-	-	47.1%

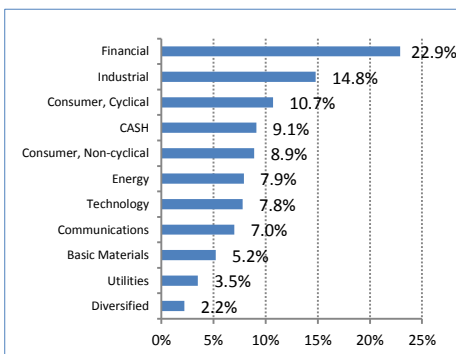
\* Since 31.05.2011

**Historical NAV (reinvested distributions)**

**Key Holdings**

Siemens 1.05% 2017
Suez Environnement 0% 2020
Bâloise Holding 1.5% 2016
Old Republic 3.75% 2018
Cez/ MOL Hungar. O & G 0% 2017
Deutsche Post 0.6% 2019
Solidium/Teliasonera 0.15% 2015
Swiss Life Holding 0% 2020
Zeus Caym. / SK Telecom 0% 2016
Sainsbury Plc 4.25% 2014

**Monthly returns**

	J	F	M	A	M	J	J	A	S	O	N	D	Annual
<b>2011</b>						-0.73%	-1.06%	-3.18%	-3.53%	2.47%	-1.69%	0.01%	<b>-7.57%</b>
<b>2012</b>	2.66%	2.77%	-0.30%	-0.64%	-1.96%	1.43%	1.87%	0.61%	1.45%	0.18%	0.81%	1.17%	<b>10.43%</b>
<b>2013</b>	2.06%	0.24%	1.20%	0.94%	1.29%	-1.39%	1.97%	-0.73%	2.04%	1.19%	0.24%	0.88%	<b>10.32%</b>
<b>2014</b>	-0.63%	1.37%											<b>0.73%</b>

**Sector Breakdown**

**Rating overview**
