

NAV

USD 105.87 Completely Hedged against USD

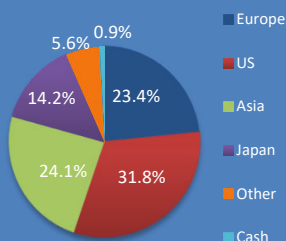
Strategy

MFM Convertible Bonds Opportunities is an open-end fund incorporated in Luxembourg. The aim of this fund is to increase capital which implies long-term investments in convertible bonds, preference shares, option certificates and loans.

Fund Facts

Fund domicile Luxembourg
Fund Authority CSSF
ISIN LU1105777293
Valoren 25237317
Bloomberg Ticker MFMCOUI
Lipper (Reuters) 68295472
Management fees 0.90%
Size (in EUR millions) 81.97
Number of positions 58
Launch date 31.05.2011
Subscriptions daily
Subscription fee max. 2.5%
Redemption daily
Redemption fee None
Performance fee None
Distribution: CH, Lux, D, I *
Tax transparency: EU, CH, D, A
* Institutional only

Region exposure



Fund Manager

MFM Mirante Fund Management SA
Rue Etraz 4 Löwenplatz 43
1003 Lausanne 8001 Zurich
Switzerland Switzerland
Tel: +41 21 808 00 90 Tel: +41 44 251 20 58
Fax: +41 21 808 00 94 Fax: +41 44 251 20 59
www.mirante.ch

Fund Administrator Custodian

FundPartner Solutions Pictet & Cie (Europe) S.A.,
(Europe) S.A., Luxembourg Luxembourg

Auditors

BDO Luxembourg

Performance

Reinvested distributions	1 month	YTD	1 year	2 years	3 years	Since 30.06.2015 (new strategy)	*Annualized Performance	*Annualized Volatility
MFM Convertible Bonds Opportunities Class (USD) I	3.46%	3.46%	-2.10%	2.32%	9.34%	9.28%	2.53%	4.94%
Thomson Reuters Global Focus hedged (USD) **	3.88%	3.88%	-1.27%	5.82%	13.11%	7.75%	2.12%	5.14%

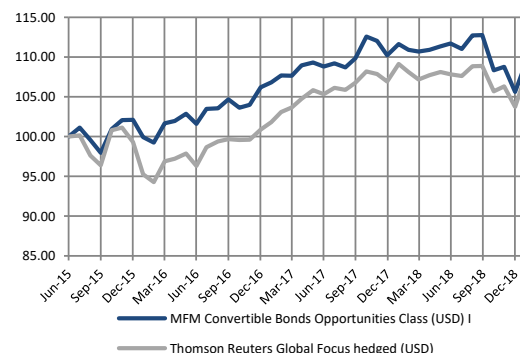
** Index changed on 1.07.2018 from T.R. Global Focus Investment Grade (USD). All benchmark performance figures are based on the new benchmark.

Performance analysis

	*Sharpe Ratio (R.F. = 0.78%)	*Sortino Ratio (R.F. = 0.78%)	*Maximum Drawdown	Duration Weighted Yield	Duration (effective)	Equity Exposure (Delta)
MFM Convertible Bonds Opportunities Class (USD) I	0.36	0.47	-7.9%	0.44%	2.0%	39.5%
Thomson Reuters Global Focus hedged (USD) **	0.41	0.56	-10.36%	n/a	n/a	35.7%

* Since 30.06.2015 - Implementation of new investment strategy

Historical NAV (reinvested distributions) *



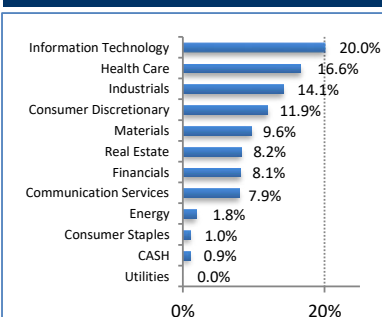
Key Holdings

Larsen & Toubro Ltd 0.675% 2019
AYC Finance Ltd 0.5% 2019
STMicroelectronics 0% 2022
IPM/Dufry 0% 2021
Corestate Capital 1.375% 2022

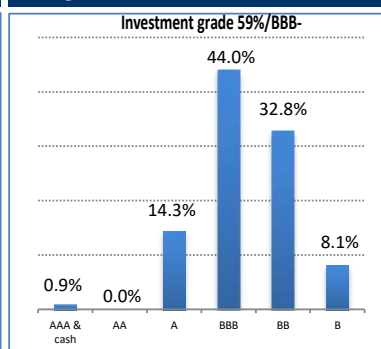
Monthly returns

	J	F	M	A	M	J	J	A	S	O	N	D	Annual
2011 - 2014													5.83%
2015	1.39%	0.62%	0.78%	1.18%	-1.10%	-1.68%	1.14%	-1.55%	-1.61%	3.04%	1.10%	0.06%	3.29%
2016	-2.13%	-0.70%	2.43%	0.28%	0.91%	-1.23%	1.85%	0.06%	1.11%	-1.03%	0.35%	2.14%	4.00%
2017	0.55%	0.82%	-0.04%	1.24%	0.32%	-0.46%	0.37%	-0.48%	1.09%	2.46%	-0.49%	-1.60%	3.80%
2018	1.25%	-0.63%	-0.19%	0.17%	0.41%	0.31%	-0.61%	1.55%	0.03%	-3.94%	0.41%	-2.89%	-4.19%
2018	3.46%												3.46%

Sector Breakdown



Rating overview*



* Internal ratings. The data and graphs contained in this document are only provided as an indication. I share class only for institutional investors. The past performance is no indication of current and future performances, and the performance data do not take account of the commissions and costs incurred on the issue and redemption of units. Consequently, MFM Mirante Fund Management SA does not provide any guarantee as for their exactitude and reliability. Interim and annual reports, prospectuses, contracts and KIID may be obtained free of charge from the Fund administrator or the Fund's representative in Switzerland (FundPartner Solutions (Suisse) S.A., 60, Rue des Acacias, 1211 Geneva). The paying agent in Switzerland is Banque Pictet & Cie S.A., 60, Rue des Acacias, 1211 Geneva.