

NAV

CHF 116.07

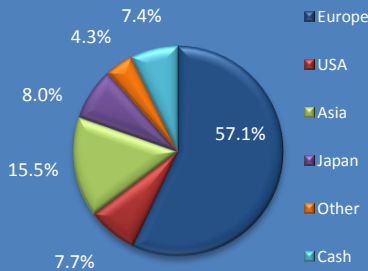
Strategy

MFM Convertible Bonds Opportunities is an open-end fund incorporated in Switzerland. The objective of this fund is to obtain value growth means long-term investments in convertible bonds, convertible notes, convertibles preferred shares, option certificates and loans.

Fund Facts

Fund domicile	Switzerland
Fund Authority	FINMA
ISIN	CH0129799588
Valoren	12979958
Bloomberg Ticker	IFPCBOA SW
Reuters	12979958.S
All-in (Out of incid. costs)	1.50%
TER (15.11.13)	1.56%
Size (in EUR millions)	25.70
Number of positions	43
Launch date	14.08.2012
Subscriptions	weekly
Subscription fee	max. 2.5%
Redemption	weekly
Redemption fee	None
Performance fee	None
Last dividend	CHF 1.35 (03.09.2013)

Region exposure



Fund Manager

www.mirante.ch

Place de la Gare 10	Löwenplatz 43
1003 Lausanne	8001 Zurich
Switzerland	Switzerland
Tel: +41 21 808 00 90	Tel: +41 44 251 20 58
Fax: +41 21 808 00 94	Fax: +41 44 251 20 59

Fund Administrator

www.gerifonds.ch

Custodian

www.bcv.ch

Auditors

www.PricewaterhouseCoopers.ch

Performance

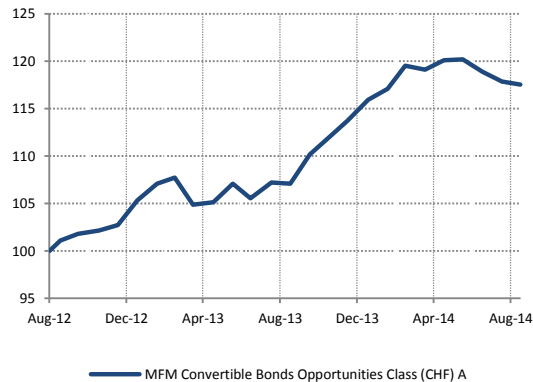
	1 month	YTD	1 year	Since Inception	*Annualized Performance	*Annualized Volatility
MFM Convertible Bonds Opportunities class (CHF) A	-0.27%	1.40%	9.78%	17.55%	8.21%	4.08%

Performance analysis

	*Sharpe Ratio (R.F.= 0.02%)	*Sortino Ratio (R.F.= 0.02%)	*Maximum Drawdown	Duration Weighted Yield	Duration (years)	Average Delta
MFM Convertible Bonds Opportunities class (CHF) A	2.01	2.90	-3.3%	2.62%	2.9	33.8%

* Since 14.08.2012

Historical NAV (reinvested distributions)



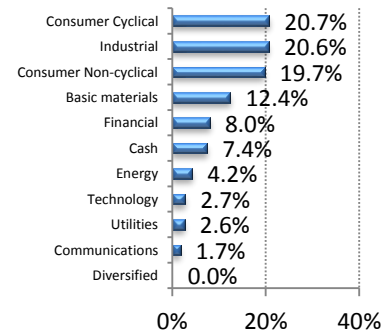
Key Holdings

Fresenius SE 0% 2019
Air Berlin Finance 6% 2019
Faurecia 3.25% 2018
Abengoa 4.5% 2017
Marine Harvest 2.375% 2018

Monthly returns

	J	F	M	A	M	J	J	A	S	O	N	D	Annual
2012								1.09%	0.70%	0.33%	0.57%	2.52%	5.31%
2013	1.69%	0.60%	-2.65%	0.26%	1.85%	-1.43%	1.58%	-0.14%	2.89%	1.67%	1.56%	1.91%	10.08%
2014	1.00%	2.09%	-0.35%	0.83%	0.08%	-1.09%	-0.86%	-0.27%					1.40%

Sector Breakdown



Rating overview

