

NAV

CHF 110.89 Completely Hedged against CHF

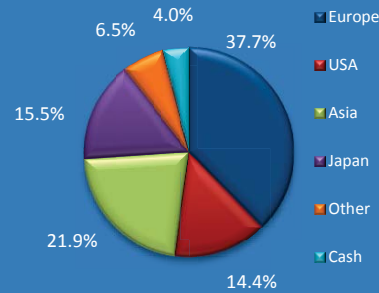
Strategy

MFM Convertible Bonds Opportunities is an open-end fund incorporated in Switzerland. The objective of this fund is to obtain value growth means long-term investments in convertible bonds, convertible notes, convertibles preferred shares, option certificates and loans.

Fund Facts

Fund domicile	Switzerland
Fund Authority	FINMA
ISIN	CH0129799646
Valoren	12979964
Bloomberg Ticker	IFPCBDI SW
Reuters	12979964.S
Management fees	0.90%
Size (in EUR millions)	12.30
Number of positions	31
Launch date	14.08.2012
Subscriptions	weekly
Subscription fee	max. 2.5%
Redemption	weekly
Redemption fee	None
Performance fee	None
Last dividend	CHF 2.60 (02.09.2014)

Region exposure



Fund Manager

www.mirante.ch
 Place de la Gare 10 Löwenplatz 43
 1003 Lausanne 8001 Zurich
 Switzerland Switzerland
 Tel: +41 21 808 00 90 Tel: +41 44 251 20 58
 Fax: +41 21 808 00 94 Fax: +41 44 251 20 59

Fund Administrator Custodian

FundPartner Solutions www.pictet.com

Auditors

www.pwc.ch

Performance

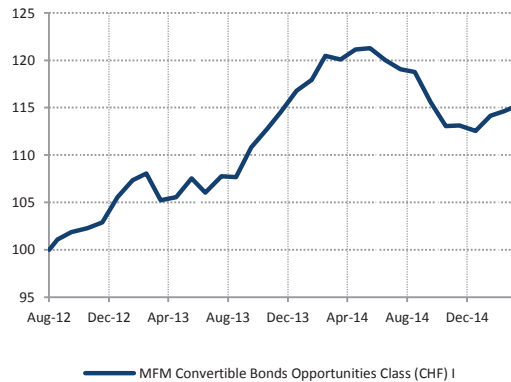
Reinvested distributions	1 month	YTD	1 year	Since Inception	*Annualized Performance	*Annualized Volatility
MFM Convertible Bonds Opportunities class (CHF) I	0.63%	2.50%	-3.95%	15.35%	5.57%	4.45%

Performance analysis

	*Sharpe Ratio (R.F. = -0.05%)	*Sortino Ratio (R.F. = -0.05%)	*Maximum Drawdown	Duration Weighted Yield	Duration (years)	Average Delta
MFM Convertible Bonds Opportunities class (CHF) I	1.26	1.71	-8.0%	12.86%	2.9	34.9%

*Since 14.08.2012

Historical NAV (reinvested distributions)



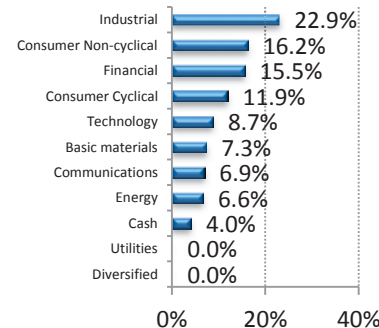
Key Holdings

Lukoil 2.625% 2015
Presenius SE 0% 2019
Senko 0% 2018
Air France-KLM 2.03% 2023
Nexans 2.5% 2019

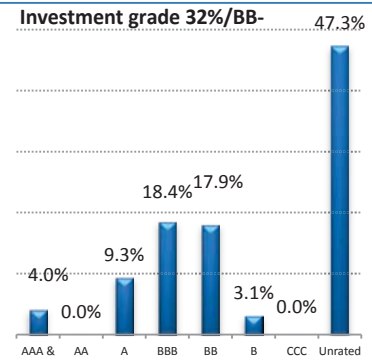
Monthly returns

	J	F	M	A	M	J	J	A	S	O	N	D	Annual
2012								1.10%	0.74%	0.41%	0.61%	2.58%	5.54%
2013	1.72%	0.63%	-2.61%	0.30%	1.90%	-1.39%	1.63%	-0.09%	2.92%	1.72%	1.61%	1.95%	10.64%
2014	1.01%	2.13%	-0.30%	0.88%	0.11%	-1.04%	-0.81%	-0.24%	-2.65%	-2.21%	0.06%	-0.51%	-3.62%
2015	1.44%	0.41%	0.63%										2.50%

Sector Breakdown



Rating overview



The data as well as the graphs contained in this document are only provided as an indication. The past performance is no indication of current and future performances, and the performance data do not take account of the commissions and costs incurred on the issue and redemption of units. Consequently, MFM Mirante Fund Management SA does not provide any guarantee as for their exactitude and reliability.