

NAV

USD 119.15

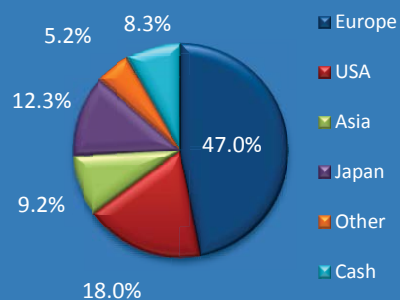
 Completely Hedged
 against USD

Strategy

MFM Global Convertible Bonds is one of the MFM FUND umbrella fund segments. Its objective is to secure medium- or long-term capital growth by investing in convertible bonds, convertible notes, warrant issues and certificates, mandatory convertible bonds and other similar securities with attached conversion or option rights, denominated in Swiss francs or other currencies and issued by public or private-sector borrowers from round the globe. Counterparty risks may be covered with credit default swaps (CDS's).

Fund Facts

Fund domicile	Luxemburg
Fund Authority	CSSF
OLD ISIN	CH0129730492
NEW ISIN from 06.05.15	LU1105776485
Valoren	25237255
WKN	
Bloomberg Ticker	MFMGCC1
Reuters	
Management fees	0.90%
Size (in CHF millions)	761.43
Number of positions	91
Launch date	31.05.2011
Subscriptions	Daily
Subscription fee	max. 2.5%
Redemption	Daily
Redemption fee	None
Performance fee	None
Last dividend **	USD 0.00919
** subject to validation by AFC and FINMA	

Region Exposure

Fund Manager

www.mirante.ch

Place de la Gare 10 1003 Lausanne Switzerland Tel: +41 21 808 00 90 Fax: +41 21 808 00 94	Löwenplatz 43 8001 Zürich Switzerland Tel: +41 44 251 20 58 Fax: +41 44 251 20 59
---	---

Fund Administrator

FundPartner Solutions

Custodian

www.pictet.com

Auditors

www.pwc.ch

Performance

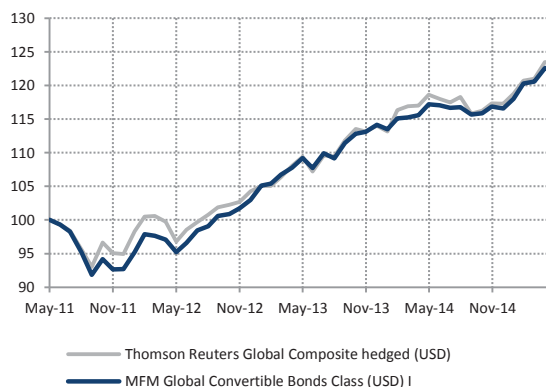
Reinvested distributions	1 month	YTD	1 year	3 years	5 years	Since Inception	*Annualized Performance	*Annualized Volatility
MFM Global Convertible Bonds Class (USD) I	0.16%	5.29%	4.75%	28.95%	-	22.76%	5.26%	3.81%
†Thomson Reuters Global Composite hedged (USD)	-0.05%	5.22%	4.04%	27.50%	-	23.42%	5.40%	5.02%

†75% Thomson Reuters Global Focus Investment Grade (USD) Hedged & 25% Thomson Reuters Global Focus (USD) Hedged

Performance analysis

	*Sharpe Ratio (R.F.= 0.31%)	*Sortino Ratio (R.F.= 0.31%)	*Maximum Drawdown	Average Coupon	Average Yield	Average Duration (years)	Average Delta
MFM Global Convertible Bonds Class (USD) I	1.30	1.82	-10%	1.03%	0.41%	3.0	41.6%
†Thomson Reuters Global Composite hedged (USD)	1.01	1.44	-9%	-	-	-	42.3%

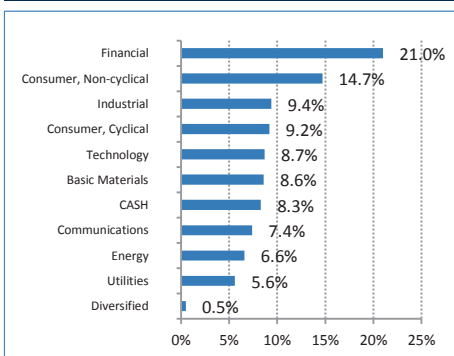
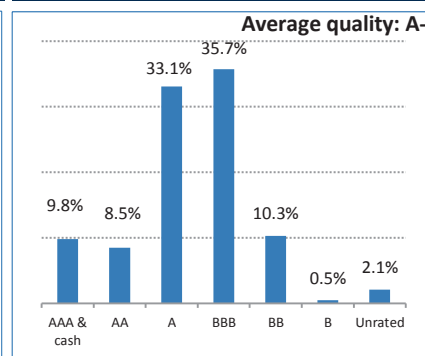
* Since 31.05.2011

Historical NAV (reinvested distributions)

Key Holdings

Lukoil 2.625% 2015
Baloise Holding 1.5% 2016
Steinhoff Finance Hldg 4% 2021
Ares Capital 5.75% 2016
Newford Capital 0% 2016
Siemens 1.05% 2017
Suez 0% 2020
BKW 0.125% 2020
Schindler Holding 0.375% 2017
China Overseas 4% 2021

Monthly returns

	J	F	M	A	M	J	J	A	S	O	N	D	Annual
2011													-7.30%
2012	2.70%	2.83%	-0.27%	-0.58%	-1.92%	1.46%	1.92%	0.65%	1.53%	0.26%	0.84%	1.22%	11.06%
2013	2.10%	0.29%	1.24%	1.00%	1.33%	-1.35%	2.01%	-0.69%	2.08%	1.24%	0.27%	0.92%	10.88%
2014	-0.59%	1.41%	0.12%	0.31%	1.40%	-0.13%	-0.34%	0.09%	-0.93%	0.16%	0.86%	-0.21%	2.13%
2015	1.22%	1.93%	0.23%	1.66%	0.16%								5.29%

Sector Breakdown

Rating overview


The data as well as the graphs contained in this document are only provided as an indication. The past performance is no indication of current and future performances, and the performance data do not take account of the commissions and costs incurred on the issue and redemption of units. Consequently, MFM Mirante Fund Management SA does not provide any guarantee as for their exactitude and reliability.