

## NAV

CHF 105.94 Completely Hedged against CHF

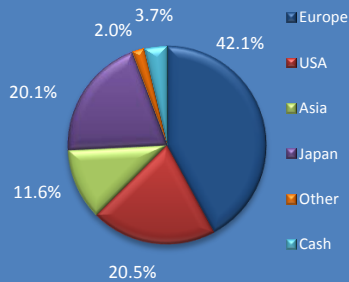
## Strategy

MFM Convertible Bonds Opportunities is an open-end fund incorporated in Switzerland. The objective of this fund is to obtain value growth means long-term investments in convertible bonds, convertible notes, convertibles preferred shares, option certificates and loans.

## Fund Facts

Fund domicile	Luxembourg
Fund Authority	CSSF
OLD ISIN	CH0129799646
NEW ISIN as of 06.05.15	LU1105776998
Valoren	25237312
Bloomberg Ticker	MFMOCCI
Reuters	
Management fees	0.90%
Size (in EUR millions)	12.48
Number of positions	48
Launch date	14.08.2012
Subscriptions	weekly
Subscription fee	max. 2.5%
Redemption	weekly
Redemption fee	None
Performance fee	None
Last dividend **	CHF 2.153133
** validated by AFC and FINMA	

## Region exposure



## Fund Manager

www.mirante.ch

Place de la Gare 10 1003 Lausanne Switzerland Tel: +41 21 808 00 90 Fax: +41 21 808 00 94	Löwenplatz 43 8001 Zurich Switzerland Tel: +41 44 251 20 58 Fax: +41 44 251 20 59
---	---

## Fund Administrator

FundPartner Solutions

## Custodian

www.pictet.com

## Auditors

BDO Luxembourg

## Performance

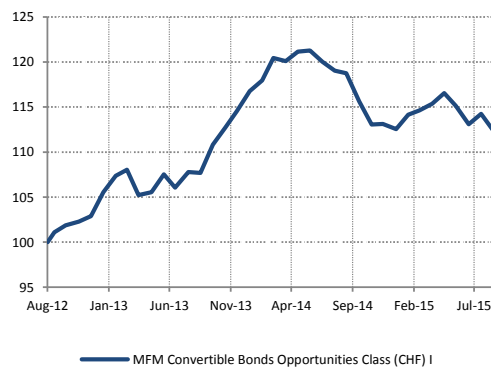
Reinvested distributions	1 month	YTD	1 year	Since Inception	*Annualized Performance	*Annualized Volatility
MFM Convertible Bonds Opportunities class (CHF) I	-1.63%	-0.16%	-5.39%	12.36%	3.89%	4.23%

## Performance analysis

	*Sharpe Ratio (R.F. = -0.15%)	*Sortino Ratio (R.F. = -0.15%)	*Maximum Drawdown	Duration Weighted Yield	Duration (years)	Average Delta
MFM Convertible Bonds Opportunities class (CHF) I	0.96	1.30	-8.0%	1.05%	3.7	41.4%

\*Since 14.08.2012

## Historical NAV (reinvested distributions)



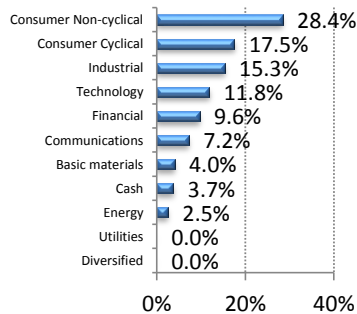
## Key Holdings

Swiss Life Holding 0% 2020
Qihoo 360 Tech 2.5% 2018
Fresenius 0% 2019
Rexlot Holding 6% 2016
Ablynx NV 3.25% 2020

## Monthly returns

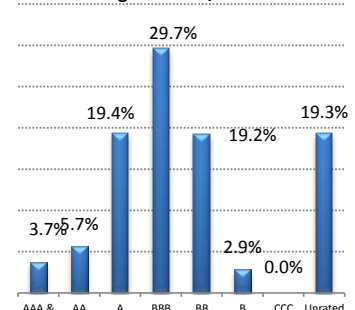
	J	F	M	A	M	J	J	A	S	O	N	D	Annual
2012								1.10%	0.74%	0.41%	0.61%	2.58%	5.54%
2013	1.72%	0.63%	-2.61%	0.30%	1.90%	-1.39%	1.63%	-0.09%	2.92%	1.72%	1.61%	1.95%	10.64%
2014	1.01%	2.13%	-0.30%	0.88%	0.11%	-1.04%	-0.81%	-0.24%	-2.65%	-2.21%	0.06%	-0.51%	-3.62%
2015	1.44%	0.41%	0.63%	1.04%	-1.19%	-1.78%	0.99%	-1.63%					-0.16%

## Sector Breakdown



## Rating overview

### Investment grade 59%/BBB-



The data as well as the graphs contained in this document are only provided as an indication. The past performance is no indication of current and future performances, and the performance data do not take account of the commissions and costs incurred on the issue and redemption of units. Consequently, MFM Mirante Fund Management SA does not provide any guarantee as for their exactitude and reliability.