

NAV

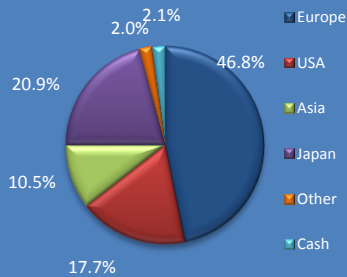
 CHF 107.11 Completely Hedged
 against CHF

Strategy

MFM Convertible Bonds Opportunities is an open-end fund incorporated in Switzerland. The objective of this fund is to obtain value growth means long-term investments in convertible bonds, convertible notes, convertibles preferred shares, option certificates and loans.

Fund Facts

Fund domicile	Luxembourg
Fund Authority	CSSF
OLD ISIN	CH0129799588
NEW ISIN as of 06.05.15	LU1105777376
Valoren	25237519
Bloomberg Ticker	MFMOOCR
Reuters	
Management fees	1.40%
Size (in EUR millions)	12.94
Number of positions	51
Launch date	14.08.2012
Subscriptions	daily
Subscription fee	max. 2.5%
Redemption	daily
Redemption fee	None
Performance fee	None
Last dividend **	CHF 1.326154
** validated by AFC and FINMA	

Region exposure

Fund Manager
www.mirante.ch

Place de la Gare 10	Löwenplatz 43
1003 Lausanne	8001 Zurich
Switzerland	Switzerland
Tel: +41 21 808 00 90	Tel: +41 44 251 20 58
Fax: +41 21 808 00 94	Fax: +41 44 251 20 59

Fund Administrator

FundPartner Solutions

Custodian
www.pictet.com
Auditors

BDO Luxembourg

Performance

Reinvested distributions	1 month	YTD	1 year	Since Inception	*Annualized Performance	*Annualized Volatility
MFM Convertible Bonds Opportunities class (CHF) R	2.87%	0.54%	0.02%	11.81%	3.52%	4.15%

Performance analysis

	*Sharpe Ratio (R.F. = -0.18%)	*Sortino Ratio (R.F. = -0.18%)	*Maximum Drawdown	Duration Weighted Yield	Duration (years)	Average Delta
MFM Convertible Bonds Opportunities class (CHF) R	0.89	1.19	-8.2%	0.77%	3.7	45.2%

* Since 14.08.2012

Historical NAV (reinvested distributions)

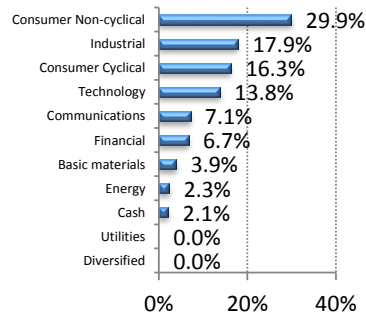
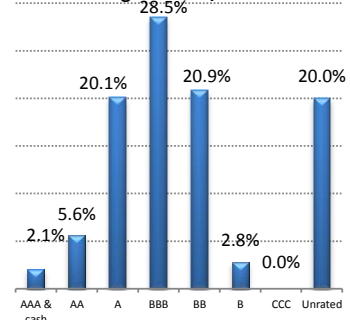

MFM Convertible Bonds Opportunities Class (CHF) R

Key Holdings

Qihoo 360 Tech 2.5% 2018
Swiss Life Holding 0% 2020
Fresenius 0% 2019
Safilo Group Spa 1.25% 2019
Ablynx NV 3.25% 2020

Monthly returns

	J	F	M	A	M	J	J	A	S	O	N	D	Annual
2012								1.09%	0.70%	0.33%	0.57%	2.52%	5.31%
2013	1.69%	0.60%	-2.65%	0.26%	1.85%	-1.43%	1.58%	-0.14%	2.89%	1.67%	1.56%	1.91%	10.08%
2014	1.00%	2.09%	-0.35%	0.83%	0.08%	-1.09%	-0.86%	-0.27%	-2.69%	-2.26%	0.03%	-0.54%	-4.07%
2015	1.39%	0.38%	0.57%	1.01%	-1.24%	-1.82%	0.94%	-1.68%	-1.76%	2.87%			0.54%

Sector Breakdown

Rating overview
Investment grade 56%/BBB-


The data as well as the graphs contained in this document are only provided as an indication. The past performance is no indication of current and future performances, and the performance data do not take account of the commissions and costs incurred on the issue and redemption of units. Consequently, MFM Mirante Fund Management SA does not provide any guarantee as for their exactitude and reliability.