

NAV

CHF 107.36 Completely Hedged against CHF

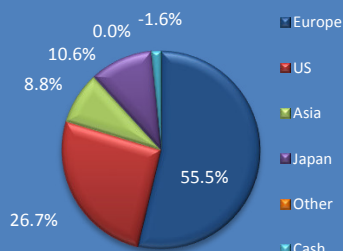
Strategy

MFM Convertible Bonds Opportunities is an open-end fund incorporated in Luxembourg. The aim of this fund is to increase capital which implies long-term investments in convertible bonds, preference shares, option certificates and loans.

Fund Facts

Fund domicile	Luxembourg
Fund Authority	CSSF
ISIN	LU1105776998
Valoren	25237312
Bloomberg Ticker	MFMOOCI
Lipper (Reuters)	68295470
Management fees	0.90%
Size (in EUR millions)	18.12
Number of positions	57
Launch date	14.08.2012
Subscriptions	daily
Subscription fee	max. 2.5%
Redemption	daily
Redemption fee	None
Performance fee	None
Last dividend **	CHF 2.153133
Distribution:	CH, Lux, D
Tax transparency:	EU, CH, D, A

Region exposure



Fund Manager

www.mirante.ch

Rue Etraz 4	Löwenplatz 43
1003 Lausanne	8001 Zurich
Switzerland	Switzerland
Tel: +41 21 808 00 90	Tel: +41 44 251 20 58
Fax: +41 21 808 00 94	Fax: +41 44 251 20 59

Fund Administrator

FundPartner Solutions

Custodian

www.pictet.com

Auditors

BDO Luxembourg

Performance

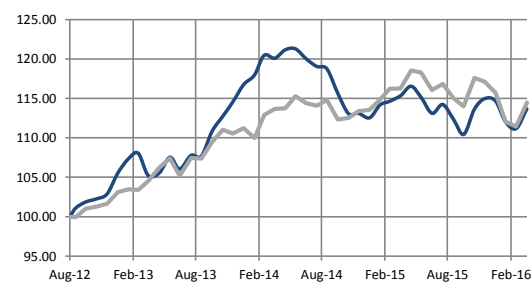
Reinvested distributions	1 month	YTD	1 year	Since Inception	*Annualized Performance	*Annualized Volatility
MFM Convertible Bonds Opportunities class (CHF) I	0.17%	-0.70%	-2.30%	13.87%	3.56%	3.93%
Thomson Reuters Global Focus IG hedged (CHF)	-0.46%	-1.50%	-3.88%	13.94%	3.57%	4.87%

Performance analysis

	*Sharpe Ratio (R.F. = -0.26%)	*Sortino Ratio (R.F. = -0.26%)	*Maximum Drawdown	Duration Weighted Yield	Duration (years)	Average Delta
MFM Convertible Bonds Opportunities class (CHF) I	0.97	1.31	-8.3%	0.82%	3.4	50.1%
Thomson Reuters Global Focus IG hedged (CHF)	0.73	1.04	-9.5%	n/a	n/a	40.0%

*Since 14.08.2012

Historical NAV (reinvested distributions)



— MFM Convertible Bonds Opportunities Class (CHF) I
— Thomson Reuters Global Focus IG hedged (CHF)

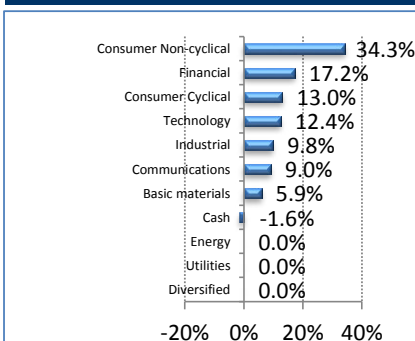
Key Holdings

Illumina Inc 0% 2019
Aroundtown Property 3% 2020
Red Hat Inc 0.25% 2019
Brenntag Finance BV 1.875% 2022
Baloise Holding AG 1.5% 2016

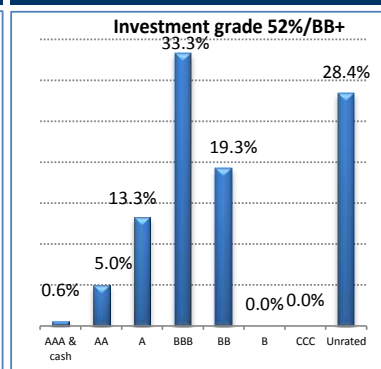
Monthly returns

	J	F	M	A	M	J	J	A	S	O	N	D	Annual
2012-2013													15.93%
2014	1.01%	2.13%	-0.30%	0.88%	0.11%	-1.04%	-0.81%	-0.24%	-2.65%	-2.21%	0.06%	-0.51%	-3.62%
2015	1.44%	0.41%	0.63%	1.04%	-1.19%	-1.78%	0.99%	-1.63%	-1.72%	2.91%	1.17%	-0.18%	1.97%
2016	-2.29%	-0.78%	2.25%	0.17%									-0.70%

Sector Breakdown



Rating overview



The data as well as the graphs contained in this document are only provided as an indication. I share class only for institutional investors. The past performance is no indication of current and future performances, and the performance data do not take account of the commissions and costs incurred on the issue and redemption of units. Consequently, MFM Mirante Fund Management SA does not provide any guarantee as for their exactitude and reliability.