

NAV

CHF 107.03

Completely Hedged
against CHF

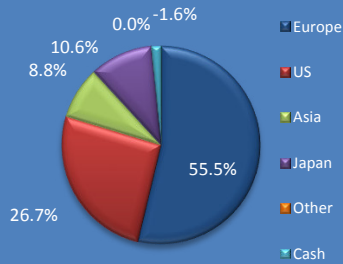
Strategy

MFM Convertible Bonds Opportunities is an open-end fund incorporated in Luxembourg. The aim of this fund is to increase capital which implies long-term investments in convertible bonds, preference shares, option certificates and loans.

Fund Facts

Fund domicile: Luxembourg
 Fund Authority: CSSF
 ISIN: LU1105777376
 Valoren: 25237519
 Bloomberg Ticker: MFM00CR
 Lipper (Reuters): 68295473
 Management fees: 1.40%
 Size (in EUR millions): 18.12
 Number of positions: 57
 Launch date: 14.08.2012
Subscriptions
 Subscription fee: daily max. 2.5%
 Redemption: daily
 Redemption fee: None
 Performance fee: None
 Last dividend: CHF 1.326154
 Distribution: CH, Lux, D
 Tax transparency: EU, CH, D, A, UK

Region exposure



Fund Manager

www.mirante.ch

Rue Etraz 4
1003 Lausanne
Switzerland
Tel: +41 21 808 00 90
Fax: +41 21 808 00 94

Löwenplatz 43
8001 Zurich
Switzerland
Tel: +41 44 251 20 58
Fax: +41 44 251 20 59

Fund Administrator

FundPartner Solutions

Custodian

www.pictet.com

Auditors

BDO Luxembourg

Performance

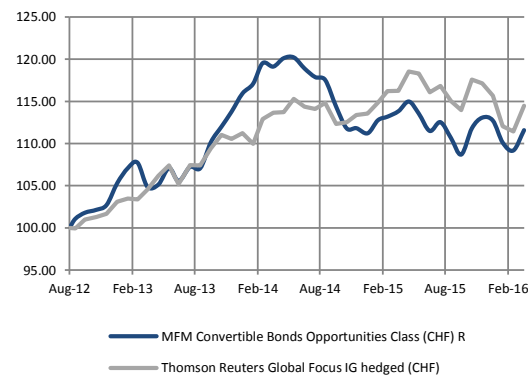
Reinvested distributions	1 month	YTD	1 year	Since Inception	*Annualized Performance	*Annualized Volatility
MFM Convertible Bonds Opportunities class (CHF) R	0.13%	-0.88%	-2.82%	11.73%	3.03%	3.92%
Thomson Reuters Global Focus IG hedged (CHF)	-0.46%	-1.50%	-3.88%	13.94%	3.57%	4.87%

Performance analysis

	*Sharpe Ratio (R.F. = -0.26%)	*Sortino Ratio (R.F. = -0.26%)	*Maximum Drawdown	Duration Weighted Yield	Duration (years)	Average Delta
MFM Convertible Bonds Opportunities class (CHF) R	0.84	1.12	-8.7%	0.82%	3.4	50.1%
Thomson Reuters Global Focus IG hedged (CHF)	0.73	1.04	-9.5%	n/a	n/a	40.0%

* Since 14.08.2012

Historical NAV (reinvested distributions)



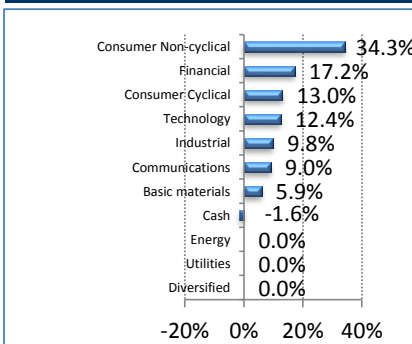
Key Holdings

Illumina Inc 0% 2019
Aroundtown Property 3% 2020
Red Hat Inc 0.25% 2019
Brenntag Finance BV 1.875% 2022
Baloise Holding AG 1.5% 2016

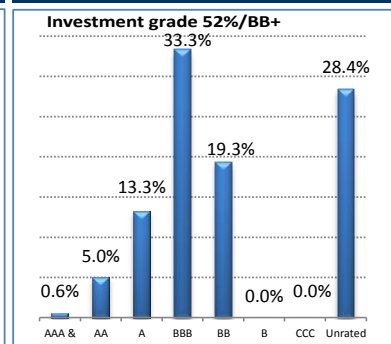
Monthly returns

	J	F	M	A	M	J	J	A	S	O	N	D	Annual
2012 - 2013													15.93%
2014	1.00%	2.09%	-0.35%	0.83%	0.08%	-1.09%	-0.86%	-0.27%	-2.69%	-2.26%	0.03%	-0.54%	-4.07%
2015	1.39%	0.38%	0.57%	1.01%	-1.24%	-1.82%	0.94%	-1.68%	-1.76%	2.87%	1.05%	-0.23%	1.36%
2016	-2.33%	-0.82%	2.20%	0.13%									-0.88%

Sector Breakdown



Rating overview



The data as well as the graphs contained in this document are only provided as an indication. I share class only for institutional investors. The past performance is no indication of current and future performances, and the performance data do not take account of the commissions and costs incurred on the issue and redemption of units. Consequently, MFM Mirante Fund Management SA does not provide any guarantee as for their exactitude and reliability.