



MIRANTE FUND MANAGEMENT

# MFM Convertible Bonds Opportunities Class (USD) I

Newsletter, 28.02.2017

## NAV

USD 104.32 Completely Hedged against USD

## Strategy

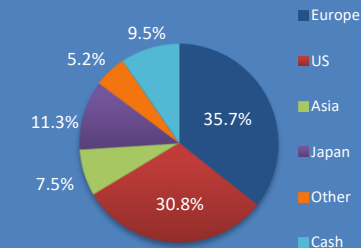
MFM Convertible Bonds Opportunities is an open-end fund incorporated in Luxembourg. The aim of this fund is to increase capital which implies long-term investments in convertible bonds, preference shares, option certificates and loans.

## Fund Facts

Fund domicile Luxembourg  
 Fund Authority CSSF  
 ISIN LU1105777293  
 Valoren 25237317  
 Bloomberg Ticker MFMCOUI  
 Lipper (Reuters) 68295472  
 Management fees 0.90%  
 Size (in EUR millions) 81.14  
 Number of positions 58  
 Launch date 31.05.2011  
 Subscriptions daily  
 Subscription fee max. 2.5%  
 Redemption daily  
 Redemption fee None  
 Performance fee None

Distribution: CH, Lux, D, I \*  
 Tax transparency: EU, CH, D, A  
 \* Institutional only

## Region exposure



## Fund Manager

www.mirante.ch

Rue Etraz 4 Löwenplatz 43  
 1003 Lausanne 8001 Zurich  
 Switzerland Switzerland  
 Tel: +41 21 808 00 90 Tel: +41 44 251 20 58  
 Fax: +41 21 808 00 94 Fax: +41 44 251 20 59

## Fund Administrator

FundPartner Solutions

## Custodian

www.pictet.com

## Auditors

BDO Luxembourg

## Performance

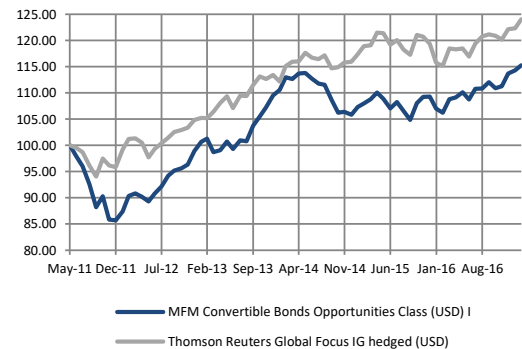
Reinvested distributions	1 month	YTD	1 year	3 years	Since inception	*Annualized Performance	*Annualized Volatility
<b>MFM Convertible Bonds Opportunities Class (USD) I</b>	<b>0.82%</b>	<b>1.39%</b>	<b>8.50%</b>	<b>2.01%</b>	<b>15.26%</b>	<b>2.50%</b>	<b>4.26%</b>
Thomson Reuters Global Focus IG hedged (USD)	1.37%	1.53%	7.70%	7.72%	24.03%	3.81%	5.06%

## Performance analysis

	*Sharpe Ratio (R.F. = 0.41%)	*Sortino Ratio (R.F. = 0.41%)	*Maximum Drawdown	Duration Weighted Yield	Duration (effective)	Average Delta
<b>MFM Convertible Bonds Opportunities Class (USD) I</b>	<b>0.49</b>	<b>0.62</b>	<b>-16.6%</b>	<b>0.61%</b>	<b>1.6%</b>	<b>53.3%</b>
Thomson Reuters Global Focus IG hedged (USD)	0.75	1.06	-8.8%	n/a	n/a	41.4%

\*Since 31.05.2011

## Historical NAV (reinvested distributions)



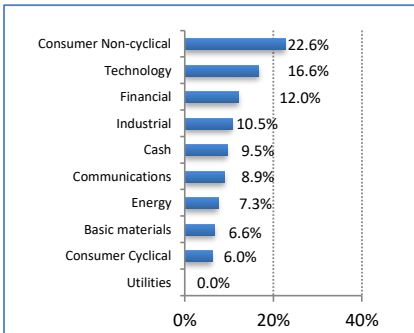
## Key Holdings

Interdigital Inc. 1.5% 2020
Nabors Industries INC 0.75% 2024
Siemens Finan. 1.65% 2019
Fresenius Med 1.125% 2020
Implenia AG 0.5% 2022

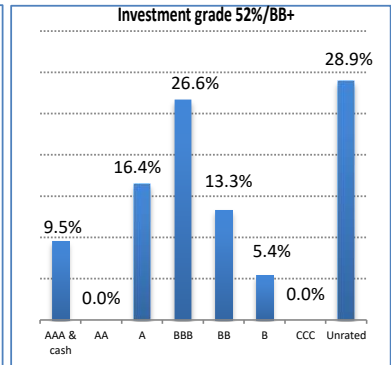
## Monthly returns

	J	F	M	A	M	J	J	A	S	O	N	D	Annual
<b>2011 - 2012</b>													-1.08%
<b>2013</b>	1.77%	0.61%	-2.55%	0.41%	1.64%	-1.43%	1.66%	-0.15%	2.93%	1.71%	1.66%	2.10%	<b>10.71%</b>
<b>2014</b>	0.96%	2.19%	-0.29%	0.92%	0.11%	-0.99%	-0.81%	-0.23%	-2.56%	-2.27%	0.15%	-0.51%	-3.36%
<b>2015</b>	1.39%	0.62%	0.78%	1.18%	-1.10%	-1.68%	1.14%	-1.55%	-1.61%	3.04%	1.10%	0.06%	<b>3.29%</b>
<b>2016</b>	-2.13%	-0.70%	2.43%	0.28%	0.91%	-1.23%	1.85%	0.06%	1.11%	-1.03%	0.35%	2.13%	<b>3.99%</b>
<b>2017</b>	0.56%	0.82%											<b>1.39%</b>

## Sector Breakdown



## Rating overview



The data as well as the graphs contained in this document are only provided as an indication. I share class only for institutional investors. The past performance is no indication of current and future performances, and the performance data do not take account of the commissions and costs incurred on the issue and redemption of units. Consequently, MFM Mirante Fund Management SA does not provide any guarantee as for their exactitude and reliability.