



MIRANTE FUND MANAGEMENT

# MFM Convertible Bonds Opportunities Class (EUR) R

Newsletter, 28.04.2017

## NAV

EUR 136.33

Completely Hedged  
against EUR

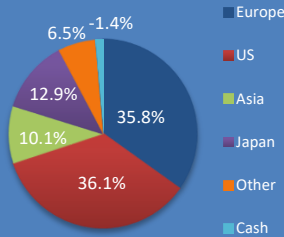
## Strategy

MFM Convertible Bonds Opportunities is an open-end fund incorporated in Luxembourg. The aim of this fund is to increase capital which implies long-term investments in convertible bonds, preference shares, option certificates and loans.

## Fund Facts

Fund domicile	Luxembourg
Fund Authority	CSSF
ISIN	LU1105777459
Valoren	25237521
Bloomberg Ticker	MFMCOER
Lipper (Reuters)	68295474
Management fees	1.40%
Size (in EUR millions)	86.64
Number of positions	62
Launch date	16.12.2008
Subscriptions	daily
Subscription fee	max. 2.5%
Redemption	daily
Redemption fee	None
Performance fee	None
Distribution:	CH, Lux, D, I *
Tax transparency:	EU, CH, D, A, UK
* Institutional only	

## Region exposure



## Fund Manager

www.mirante.ch

Rue Etraz 4	Löwenplatz 43
1003 Lausanne	8001 Zurich
Switzerland	Switzerland
Tel: +41 21 808 00 90	Tel: +41 44 251 20 58
Fax: +41 21 808 00 94	Fax: +41 44 251 20 59

## Fund Administrator

FundPartner Solutions

## Custodian

www.pictet.com

## Auditors

BDO Luxembourg

## Performance

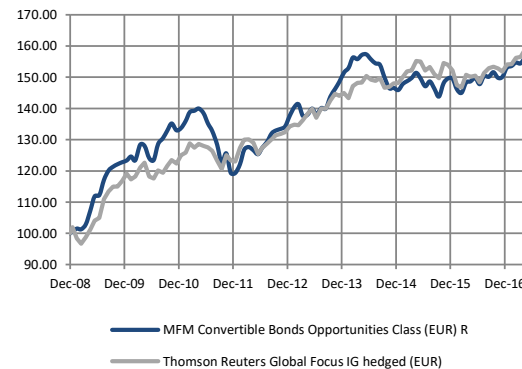
Reinvested distributions	1 month	YTD	1 year	3 years	5 years	Since Inception	*Annualized Performance	*Annualized Volatility
<b>MFM Convertible Bonds Opportunities Class (EUR) R</b>	<b>1.13%</b>	<b>2.03%</b>	<b>5.06%</b>	<b>-0.63%</b>	<b>23.32%</b>	<b>56.16%</b>	<b>5.47%</b>	<b>4.35%</b>
Thomson Reuters Global Focus IG hedged (EUR)	1.40%	2.94%	5.69%	6.98%	22.97%	58.66%	5.66%	5.41%

## Performance analysis

	*Sharpe Ratio (R.F. = 0.54%)	*Sortino Ratio (R.F. = 0.54%)	*Maximum Drawdown	Duration Weighted Yield	Duration (effective)	Average Delta
<b>MFM Convertible Bonds Opportunities Class (EUR) R</b>	<b>1.13</b>	<b>1.56</b>	<b>-17.6%</b>	<b>0.40%</b>	<b>1.8%</b>	<b>54.6%</b>
Thomson Reuters Global Focus IG hedged (EUR)	1.05	1.58	-9.0%	n/a	n/a	43.8%

\* Since 16.12.2008

## Historical NAV (reinvested distributions)



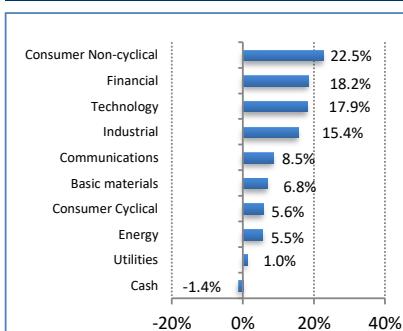
## Key Holdings

Interdigital Inc. 1.5% 2020
Prospect Capital Corp 4.75% 2020
Electronics for Imaging 0.75% 2019
Vereit Inc. 3% 2018
Siemens Finan. 1.65% 2019

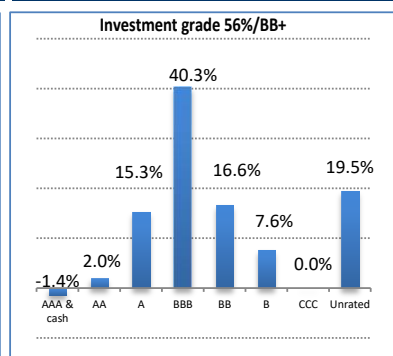
## Monthly returns

	J	F	M	A	M	J	J	A	S	O	N	D	Annual
<b>2008-2012</b>													<b>37.66%</b>
<b>2013</b>	2.02%	0.64%	-2.62%	0.30%	1.39%	-1.44%	1.59%	-0.15%	2.74%	1.68%	1.58%	2.03%	<b>10.06%</b>
<b>2014</b>	1.00%	2.12%	-0.31%	0.87%	0.11%	-1.02%	-0.83%	-0.26%	-2.71%	-2.24%	0.09%	-0.49%	<b>-3.70%</b>
<b>2015</b>	1.33%	0.59%	0.72%	1.10%	-1.15%	-1.71%	1.05%	-1.60%	-1.69%	2.96%	1.05%	-0.06%	<b>2.47%</b>
<b>2016</b>	-2.26%	-0.78%	2.31%	0.20%	0.79%	-1.38%	1.74%	-0.12%	0.98%	-1.19%	0.21%	1.95%	<b>2.37%</b>
<b>2017</b>	0.36%	0.72%	-0.19%	1.13%									<b>2.03%</b>

## Sector Breakdown



## Rating overview



The data as well as the graphs contained in this document are only provided as an indication. I share class only for institutional investors. The past performance is no indication of current and future performances, and the performance data do not take account of the commissions and costs incurred on the issue and redemption of units. Consequently, MFM Mirante Fund Management SA does not provide any guarantee as for their exactitude and reliability.