

**NAV**

CHF 109.17 Completely Hedged against CHF

**Strategy**

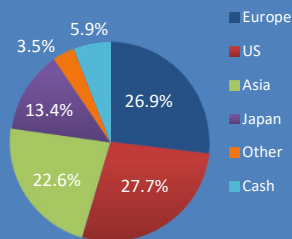
MFM Convertible Bonds Opportunities is an open-end fund incorporated in Luxembourg. The aim of this fund is to increase capital which implies long-term investments in convertible bonds, preference shares, option certificates and loans.

**Fund Facts**

Fund domicile Luxembourg  
Fund Authority CSSF  
ISIN LU1105777376  
Valoren 25237519  
Bloomberg Ticker MFMOOCR  
Lipper (Reuters) 68295473  
Management fees 1.40%  
Size (in EUR millions) 100.31  
Number of positions 51  
Launch date 14.08.2012  
Subscriptions daily  
Subscription fee max. 2.5%  
Redemption daily  
Redemption fee None  
Performance fee None

Distribution: CH, Lux, D  
Tax transparency: EU, CH, D, A, UK

**Region exposure**



**Fund Manager**

MFM Mirante Fund Management SA  
Rue Etraz 4 Löwenplatz 43  
1003 Lausanne 8001 Zurich  
Switzerland Switzerland  
Tel: +41 21 808 00 90 Tel: +41 44 251 20 58  
Fax: +41 21 808 00 94 Fax: +41 44 251 20 59  
www.mirante.ch

**Fund Administrator Custodian**

FundPartner Solutions Pictet & Cie (Europe) S.A.,  
(Europe) S.A., Luxembourg Luxembourg

**Auditors**

BDO Audit S.A., Luxembourg

**Performance**

Reinvested distributions	1 month	YTD	1 year	2 years	3 years	Since 30.06.2015 (new strategy)	*Annualized Performance	*Annualized Volatility
MFM Convertible Bonds Opportunities class (CHF) R	-0.92%	-1.31%	-1.65%	1.11%	1.27%	2.22%	0.72%	4.71%
Thomson Reuters Global Focus hedged (CHF) **	-0.47%	-0.93%	-1.06%	4.06%	1.91%	1.98%	0.64%	4.97%

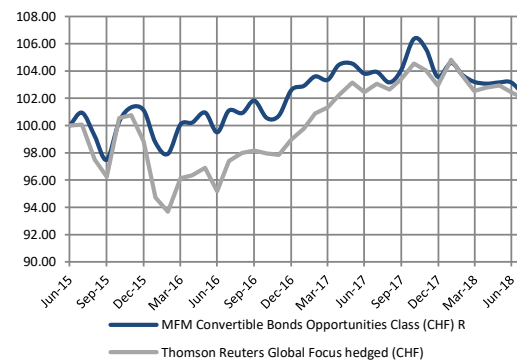
\*\* Index changed on 1.07.2018 from T.R. Global Focus Investment Grade (CHF). All benchmark performance figures are based on the new benchmark.

**Performance analysis**

	*Sharpe Ratio (R.F. = -0.44%)	*Sortino Ratio (R.F. = -0.44%)	*Maximum Drawdown	Duration Weighted Yield	Duration (effective)	Equity Exposure (Delta)
MFM Convertible Bonds Opportunities class (CHF) R	0.25	0.32	-6.23%	0.49%	1.6%	39.9%
Thomson Reuters Global Focus hedged (CHF) **	0.13	0.17	-10.70%	n/a	n/a	36.63%

\* Since 30.06.2015 - Implementation of new investment strategy

**Historical NAV (reinvested distributions) \***



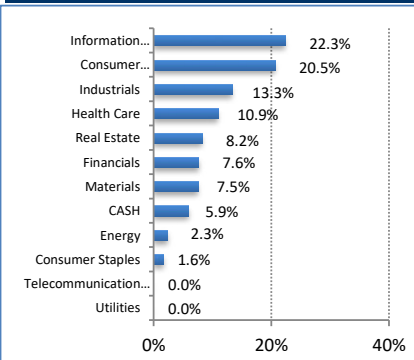
**Key Holdings**

- Canopus International LT 0% 2019
- Solidum OY 0% 2018
- Pure Storage 0.125% 2023
- Corestate Capital Hold 1.375% 2022
- STMicroelectronics NV 0% 2022

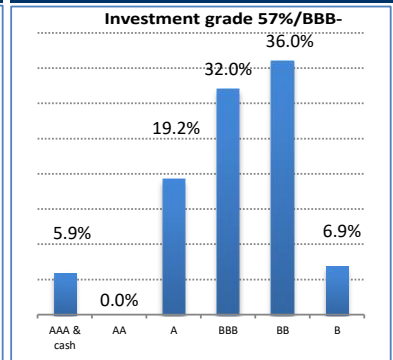
**Monthly returns**

	J	F	M	A	M	J	J	A	S	O	N	D	Annual
2012 - 2014													11.21%
2015	1.39%	0.38%	0.57%	1.01%	-1.24%	-1.82%	0.94%	-1.68%	-1.76%	2.87%	1.05%	-0.23%	1.36%
2016	-2.33%	-0.82%	2.20%	0.13%	0.74%	-1.44%	1.60%	-0.18%	0.90%	-1.25%	0.18%	1.86%	1.48%
2017	0.30%	0.67%	-0.24%	1.07%	0.08%	-0.70%	0.12%	-0.74%	0.86%	2.21%	-0.70%	-1.92%	0.94%
2018	0.99%	-0.84%	-0.49%	-0.14%	0.09%	0.00%	-0.92%						-1.31%

**Sector Breakdown**



**Rating overview \***



\* Internal ratings. The data and graphs contained in this document are only provided as an indication. I share class only for institutional investors. The past performance is no indication of current and future performances, and the performance data do not take account of the commissions and costs incurred on the issue and redemption of units. Consequently, MFM Mirante Fund Management SA does not provide any guarantee as for their exactitude and reliability. Interim and annual reports, prospectuses, contracts and KIID may be obtained free of charge from the Fund administrator or the Fund's representative in Switzerland (FundPartner Solutions (Suisse) S.A., Geneva). The paying agent in Switzerland is Banque Pictet & Cie S.A., Geneva.