

## NAV

EUR 79.09

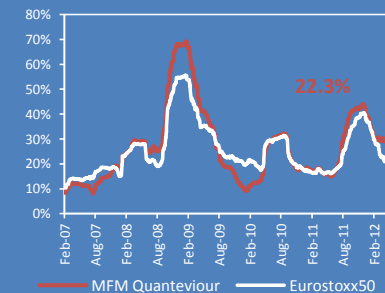
## Strategy

The objective of this sub-fund of the MFM FUND is to replicate as closely as possible the rising phases of the benchmark index while minimizing risk during periods of decline. To achieve this, **behavioural finance** parameters are used to optimise both the timing of specific and sector-related decisions and the strategic allocations.

## Fund Facts

Fund domicile	Switzerland
ISIN	CH0027075016
Valoren	2 707 501
WKN	A0MYC3
Bloomberg Ticker	GERIFPQ SW
Reuters	2707501.S
All-in-fee	1.8%
Size (in millions)	12.25
<b>Launch date</b>	<b>28.09.2006</b>
Subscriptions	Daily
Subscription fee	max. 2.5%
Redemption	Daily
Redemption fee	None
Performance fee	None
Last dividend	EUR 0.75 (04.09.2012)

## Historical Volatility 100 days



## Fund Manager

www.mirante.ch

Place du Chauchy 2  
1164 Buchillon  
Switzerland  
Tel: +41 21 808 00 90  
Fax: +41 21 808 00 94

Zähringerstrasse 22  
8001 Zurich  
Switzerland  
Tel: +41 44 251 20 57  
Fax: +41 44 251 20 59

## Fund Advisor

www.quantevioeur.ch

Rue Beau-Séjour 15  
1003 Lausanne  
Tel: +41 21 321 90 90  
Fax: +41 21 321 90 91



## Fund Administrator

www.gerifonds.ch

## Custodian

www.bcv.ch

## Auditors

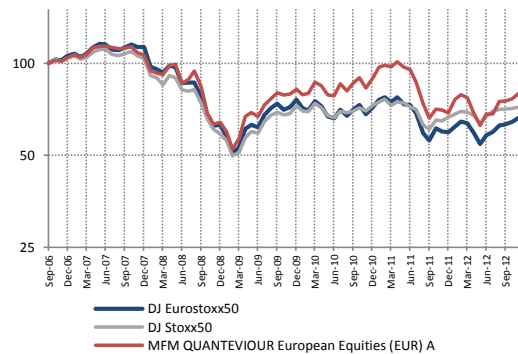
www.PricewaterhouseCoopers.ch

## Performance analysis

Reinvested distributions	1 month	YTD	1 year	3 years	*Since inception	*Annualized Performance	*Annual Volatility Since Inception	*Sharpe Ratio (R.F.= 2.18%)
<b>MFM QUANTEVIOUR European Equities (EUR)</b>	<b>5.05%</b>	<b>21.57%</b>	<b>21.57%</b>	<b>1.74%</b>	<b>-16.46%</b>	<b>-2.83%</b>	<b>29.92%</b>	<b>-0.17</b>
DJ EuroStoxx50	2.36%	13.79%	13.79%	-11.10%	-32.32%	-6.03%	26.66%	-0.31
DJ Stoxx50	1.01%	8.78%	8.78%	-0.30%	-27.46%	-4.99%	23.33%	-0.31

\* Since 28.09.2006

## Performance



## Key Holdings

Axa	6.5%
Soc Gen	6.2%
ING	5.8%
Santander	5.6%
BBVA	5.6%

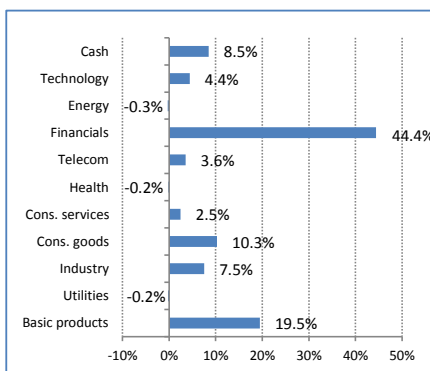
## Beta vs

DJ Eurostoxx50	1.08
DJ Stoxx50	1.17

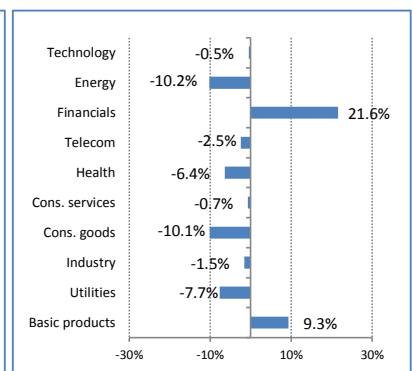
## Monthly returns

	J	F	M	A	M	J	J	A	S	O	N	D	Annual
<b>2006</b>									-0.14%	2.32%	-0.52%	2.73%	<b>4.42%</b>
<b>2007</b>	2.10%	-1.90%	2.02%	5.43%	1.02%	0.14%	-0.95%	-0.95%	0.31%	1.23%	-4.56%	-1.60%	<b>1.96%</b>
<b>2008</b>	-11.26%	-1.62%	-1.30%	7.20%	0.97%	-13.46%	3.13%	<b>6.44%</b>	-10.90%	-18.49%	-7.75%	1.60%	<b>-39.74%</b>
<b>2009</b>	-7.01%	-12.10%	8.38%	17.82%	2.98%	-2.88%	9.06%	4.79%	4.66%	-1.64%	0.50%	3.68%	<b>27.97%</b>
<b>2010</b>	-3.90%	0.90%	<b>8.97%</b>	-2.77%	-6.60%	-0.53%	9.17%	-5.14%	6.28%	3.83%	-7.25%	7.37%	<b>8.62%</b>
<b>2011</b>	8.93%	1.36%	-1.21%	4.06%	-4.15%	-1.67%	-9.23%	-14.86%	-10.36%	7.02%	-0.59%	-2.29%	<b>-22.95%</b>
<b>2012</b>	10.81%	3.66%	-2.12%	-11.05%	-8.97%	8.99%	0.20%	9.71%	0.37%	1.59%	4.05%	5.05%	<b>21.57%</b>

## Sector Breakdown



## Sector bias vs DJ Eurostoxx50



The data as well as the graphs contained in this document are only provided as an indication. Consequently, Mirante Fund Management SA does not provide any guarantee as for their exactitude and reliability. The last performance are not an indication of future performances. MFM Quantevioeur European Equities is authorized by the Federal Commission of the Banks to distribute on a purely professional basis in Switzerland and from Switzerland.