

NAV

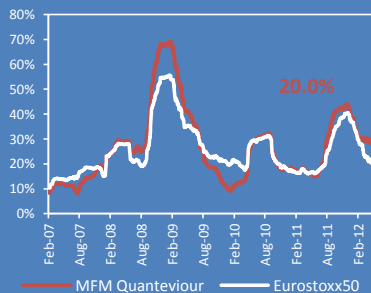
EUR 82.75

Strategy

The objective of this sub-fund of the MFM FUND is to replicate as closely as possible the rising phases of the benchmark index while minimizing risk during periods of decline. To achieve this, **behavioural finance** parameters are used to optimise both the timing of specific and sector-related decisions and the strategic allocations.

Fund Facts

Fund domicile	Switzerland
ISIN	CH0027075016
Valoren	2 707 501
WKN	A0MYC3
Bloomberg Ticker	GERIFPQ SW
Reuters	2707501.S
All-in-fee	1.8%
Size (in millions)	12.72
Launch date	28.09.2006
Subscriptions	Daily
Subscription fee	max. 2.5%
Redemption	Daily
Redemption fee	None
Performance fee	None
Last dividend	EUR 0.75 (04.09.2012)

Historical Volatility 100 days

Fund Manager
www.mirante.ch

Place du Chauchy 2	Zähringerstrasse 22
1164 Buchillon	8001 Zurich
Switzerland	Switzerland
Tel: +41 21 808 00 90	Tel: +41 44 251 20 57
Fax: +41 21 808 00 94	Fax: +41 44 251 20 59

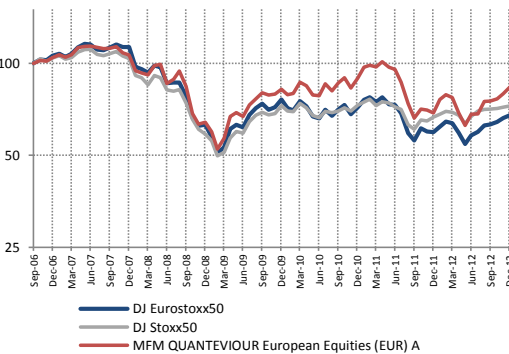
Fund Advisor
www.quanteviour.ch

Rue Beau-Séjour 15
 1003 Lausanne
 Tel: +41 21 321 90 90
 Fax: +41 21 321 90 91


Fund Administrator
www.gerifonds.ch
Custodian
www.bcv.ch
Auditors
www.PricewaterhouseCoopers.ch
Performance analysis

Reinvested distributions	1 month	YTD	1 year	3 years	*Since inception	*Annualized Performance	*Annual Volatility Since Inception	*Sharpe Ratio (R.F.= 2.15%)
MFM QUANTEVIOUR European Equities (EUR)	4.63%	4.63%	14.78%	10.77%	-12.60%	-2.09%	29.75%	-0.14
DJ EuroStoxx50	2.54%	2.54%	11.85%	-2.66%	-30.60%	-5.58%	26.52%	-0.29
DJ Stoxx50	7.93%	7.93%	14.86%	12.25%	-21.71%	-3.77%	23.36%	-0.25

* Since 28.09.2006

Performance

Key Holdings

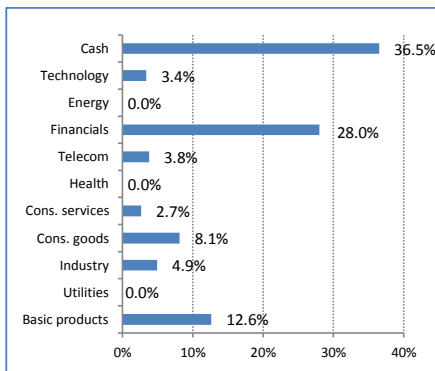
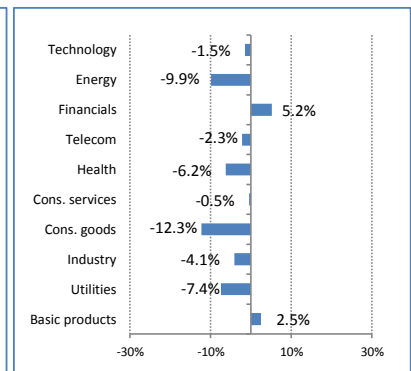
Axa	6.4%
ING	5.6%
SANTANDER	5.6%
FIAT	4.8%
ArcelorMittal	4.4%

Beta vs

DJ Eurostoxx50	1.08
DJ Stoxx50	1.17

Monthly returns

	J	F	M	A	M	J	J	A	S	O	N	D	Annual
2006									-0.14%	2.32%	-0.52%	2.73%	4.42%
2007	2.10%	-1.90%	2.02%	5.43%	1.02%	0.14%	-0.95%	-0.95%	0.31%	1.23%	-4.56%	-1.60%	1.96%
2008	-11.26%	-1.62%	-1.30%	7.20%	0.97%	-13.46%	3.13%	6.44%	-10.90%	-18.49%	-7.75%	1.60%	-39.74%
2009	-7.01%	-12.10%	8.38%	17.82%	2.98%	-2.88%	9.06%	4.79%	4.66%	-1.64%	0.50%	3.68%	27.97%
2010	-3.90%	0.90%	8.97%	-2.77%	-6.60%	-0.53%	9.17%	-5.14%	6.28%	3.83%	-7.25%	7.37%	8.62%
2011	8.93%	1.36%	-1.21%	4.06%	-4.15%	-1.67%	-9.23%	-14.86%	-10.36%	7.02%	-0.59%	-2.29%	-22.95%
2012	10.81%	3.66%	-2.12%	-11.05%	-8.97%	8.99%	0.20%	9.71%	0.37%	1.59%	4.05%	5.05%	21.57%
2013	4.63%												4.63%

Sector Breakdown

Sector bias vs DJ Eurostoxx50


The data as well as the graphs contained in this document are only provided as an indication. Consequently, Mirante Fund Management SA does not provide any guarantee as for their exactitude and reliability. The last performance is not an indication of future performances. MFM Quanteviour European Equities is authorized by the Federal Commission of the Banks to distribute on a purely professional basis in Switzerland and from Switzerland.