

NAV

EUR 100.53

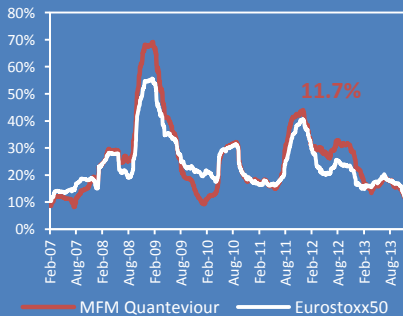
Strategy

The objective of this sub-fund of the MFM FUND is to replicate as closely as possible the rising phases of the benchmark index while minimizing risk during periods of decline. To achieve this, **behavioural finance** parameters are used to optimise both the timing of specific and sector-related decisions and the strategic allocations.

Fund Facts

Fund domicile	Switzerland
ISIN	CH0027075016
Valoren	2 707 501
WKN	A0MYC3
Bloomberg Ticker	GERIFPO SW
Reuters	2707501.S
All-in-fee	1.8%
Size (in millions)	17.53
Launch date	28.09.2006
Subscriptions	Daily
Subscription fee	max. 2.5%
Redemption	Daily
Redemption fee	None
Performance fee	None
Last dividend	EUR 0.80 (03.09.2013)

Historical Volatility 100 days



Fund Manager

www.mirante.ch

Place de la Gare 10 Löwenplatz 43
 1003 Lausanne 8001 Zurich
 Switzerland Switzerland
 Tel: +41 21 808 00 90 Tel: +41 44 251 20 57
 Fax: +41 21 808 00 94 Fax: +41 44 251 20 59

Fund Advisor

www.quanteviour.ch

Av. des Toises 12
 1005 Lausanne
 Tel: +41 21 321 90 90
 Fax: +41 21 321 90 91



Fund Administrator

www.gerifonds.ch

Custodian

www.bcv.ch

Auditors

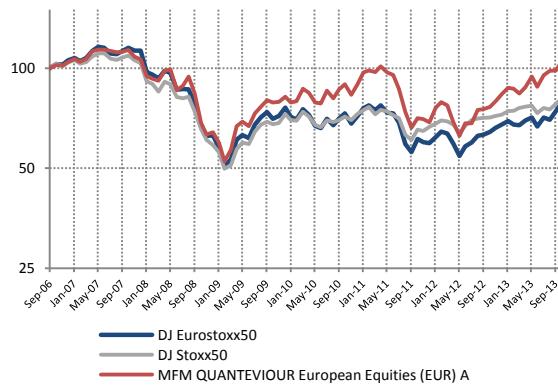
www.PricewaterhouseCoopers.ch

Performance analysis

Reinvested distributions	1 month	YTD	1 year	3 years	5 years	*Since inception	*Annualized Performance	*Annual Volatility Since Inception	*Sharpe Ratio (R.F.= 1.92%)
MFM QUANTEVIOUR European Equities (EUR)	2.08%	28.18%	34.65%	28.91%	69.55%	7.08%	0.96%	28.48%	-0.03
DJ Eurostoxx50	0.61%	17.10%	19.86%	16.43%	27.01%	-20.75%	-3.18%	25.58%	-0.20
DJ Stoxx50	0.80%	12.56%	13.70%	17.10%	34.38%	-18.35%	-2.78%	22.21%	-0.21

* Since 28.09.2006

Performance



Key Holdings

ING	6.0%
St.-Gobain	5.6%
AXA	5.5%
Intesa Sanpaolo	5.0%
AEGON	4.5%

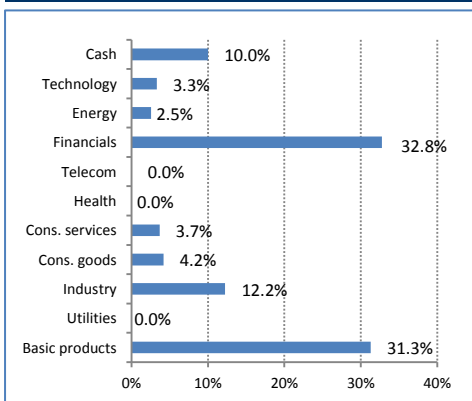
Beta vs

DJ Eurostoxx50	1.07
DJ Stoxx50	1.17

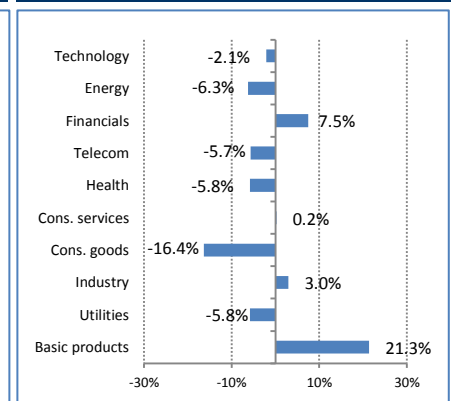
Monthly returns

	J	F	M	A	M	J	J	A	S	O	N	D	Annual
2006									-0.14%	2.32%	-0.52%	2.73%	4.42%
2007	2.10%	-1.90%	2.02%	5.43%	1.02%	0.14%	-0.95%	-0.95%	0.31%	1.23%	-4.56%	-1.60%	1.96%
2008	-11.26%	-1.62%	-1.30%	7.20%	0.97%	-13.46%	3.13%	6.44%	-10.90%	-18.49%	-7.75%	1.60%	-39.74%
2009	-7.01%	-12.10%	8.38%	17.82%	2.98%	-2.88%	9.06%	4.79%	4.66%	-1.64%	0.50%	3.68%	27.97%
2010	-3.90%	0.90%	8.97%	-2.77%	-6.60%	-0.53%	9.17%	-5.14%	6.28%	3.83%	-7.25%	7.37%	8.62%
2011	8.93%	1.36%	-1.21%	4.06%	-4.15%	-1.67%	-9.23%	-14.86%	-10.36%	7.02%	-0.59%	-2.29%	-22.95%
2012	10.81%	3.66%	-2.12%	-11.05%	-8.97%	8.99%	0.20%	9.71%	0.37%	1.59%	4.05%	5.05%	21.57%
2013	4.63%	-0.87%	-3.07%	4.44%	7.57%	-6.85%	8.44%	2.95%	0.31%	6.58%	2.08%		28.18%

Sector Breakdown



Sector bias vs DJ Eurostoxx50



The data as well as the graphs contained in this document are only provided as an indication. Consequently, Mirante Fund Management SA does not provide any guarantee as for their exactitude and reliability. The last performance are not an indication of future performances. MFM Quantevior European Equities is authorized by the Federal Commission of the Banks to distribute on a purely professional basis in Switzerland and from Switzerland.