

NAV

EUR 81.25

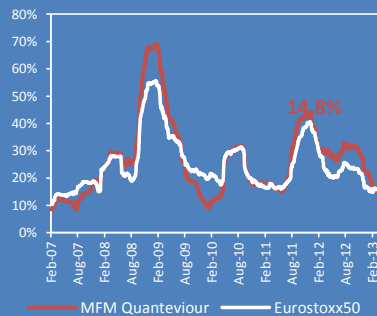
Strategy

The objective of this sub-fund of the MFM FUND is to replicate as closely as possible the rising phases of the benchmark index while minimizing risk during periods of decline. To achieve this, behavioural finance parameters are used to optimise both the timing of specific and sector-related decisions and the strategic allocations.

Fund Facts

Fund domicile	Switzerland
ISIN	CH0036975347
Valoren	3 697 534
WKN	A0QZ9Z
Bloomberg Ticker	GERIEEC SW
Reuters	3697534.S
All-in-fee	1.2%
Size (in millions)	13.13
Launch date	28.09.2006
Subscriptions	Daily
Subscription fee	max. 2.5%
Redemption	Daily
Redemption fee	0.1%
Performance fee	None
Last dividend	EUR 1.00 (04.09.2012)

Historical Volatility 100 days



Fund Manager

www.mirante.ch

Place du Chauchy 2 Zähringerstrasse 22
 1164 Buchillon 8001 Zurich
 Switzerland Switzerland
 Tel: +41 21 808 00 90 Tel: +41 44 251 20 57
 Fax: +41 21 808 00 94 Fax: +41 44 251 20 59

Fund Advisor

www.quantevior.ch

Rue Beau-Séjour 15
 1003 Lausanne
 Tel: +41 21 321 90 90
 Fax: +41 21 321 90 91



Fund Administrator

www.gerifonds.ch

Custodian

www.bcv.ch

Auditors

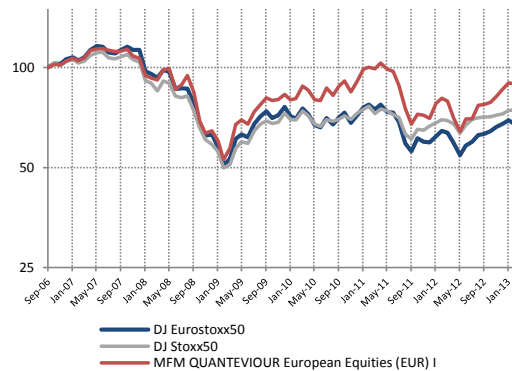
www.PricewaterhouseCoopers.ch

Performance analysis

Reinvested distributions	1 month	YTD	1 year	3 year	Since inception	*Annualized Performance	*Annual Volatility Since Inception	*Sharpe Ratio (R.F. = 2.10%)
MFM QUANTEVIOUR European Equities (EUR)	-3.02%	0.69%	9.33%	-1.53%	-13.50%	-2.20%	29.46%	-0.15
DJ EuroStoxx50	-0.36%	-0.45%	5.92%	-10.48%	-32.63%	-5.88%	26.38%	-0.30
DJ Stoxx50	1.92%	4.66%	9.73%	2.61%	-24.08%	-4.14%	22.98%	-0.27

*The represented performance from 28.09.2006 to 14.02.2008 corresponds to class A. Change on 15.02.2008 into class I.

Performance



Key Holdings

Axa	6.2%
Soc. Générale	4.9%
SANTANDER	4.6%
FIAT	4.4%
St.-Gobain	4.4%

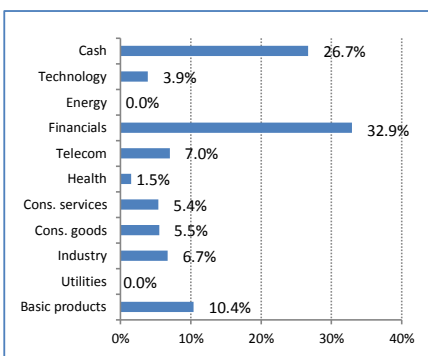
Beta vs

DJ Eurostoxx50	1.07
DJ Stoxx50	1.17

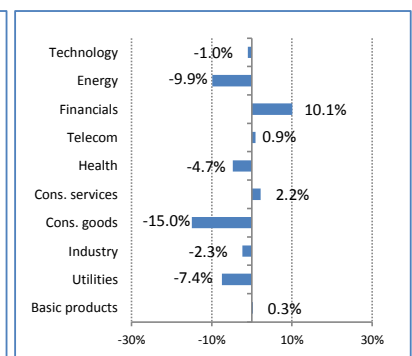
Monthly returns

	J	F	M	A	M	J	J	A	S	O	N	D	Annual
2006									-0.14%	2.32%	-0.52%	2.73%	4.42%
2007	2.10%	-1.90%	2.02%	5.43%	1.02%	0.14%	-0.95%	-0.95%	0.31%	1.23%	-4.56%	-1.60%	1.96%
2008	-11.26%	-1.62%	-1.30%	7.26%	0.98%	-13.42%	3.16%	6.49%	-10.85%	-18.45%	-7.68%	1.65%	-39.44%
2009	-6.97%	-12.05%	8.44%	17.87%	3.03%	-2.83%	9.11%	4.85%	4.71%	-1.60%	0.55%	3.73%	28.74%
2010	-3.85%	0.94%	9.05%	-2.73%	-6.57%	-0.48%	9.23%	-5.09%	6.34%	3.87%	-7.21%	7.41%	9.25%
2011	8.98%	1.41%	-1.16%	4.12%	-4.12%	-1.62%	-9.18%	-14.85%	-10.29%	7.08%	-0.55%	-2.24%	-22.51%
2012	10.85%	3.72%	-2.07%	-11.03%	-8.92%	9.04%	0.24%	9.78%	0.41%	1.64%	4.12%	5.08%	22.25%
2013	4.68%	-0.82%	-3.02%										0.69%

Sector Breakdown



Sector bias vs DJ Eurostoxx50



The data as well as the graphs contained in this document are only provided as an indication. Consequently, Mirante Fund Management SA does not provide any guarantee as for their exactitude and reliability. The last performance are not an indication of future performances. MFM Quantevior European Equities is authorized by the Federal Commission of the Banks to distribute on a purely professional basis in Switzerland and from Switzerland.