

NAV

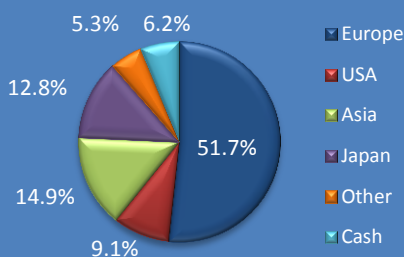
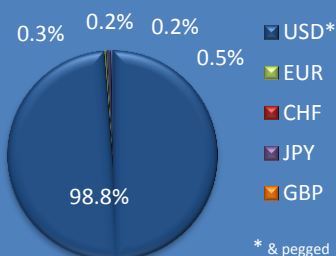
USD 113.54

Strategy

MFM Global Convertible Bonds is one of the MFM FUND umbrella fund segments. Its objective is to secure medium- or long-term capital growth by investing in convertible bonds, convertible notes, warrant issues and certificates, mandatory convertible bonds and other similar securities with attached conversion or option rights, denominated in Swiss francs or other currencies and issued by public or private-sector borrowers from round the globe. Counterparty risks may be covered with credit default swaps (CDS's).

Fund Facts

Fund domicile	Switzerland
Fund Authority	FINMA
ISIN	CH0129730419
Valoren	12973041
WKN	A1JGYX
Bloomberg Ticker	GERIFAC SW
Reuters	12973041.S
All-in (Out of incid. costs)	1.50%
TER (15.11.2013)	1.53%
Size (in CHF millions)	600.36
Number of positions	77
Launch date	31.05.2011
Subscriptions	Daily
Subscription fee	max. 2.5%
Redemption	Daily
Redemption fee	None
Performance fee	None
Last dividend	USD 0.65 (03.09.13)

Region Exposure

Currency Exposure (after hedge)

Fund Manager
www.mirante.ch

Place de la Gare 10 1003 Lausanne Switzerland Tel: +41 21 808 00 90 Fax: +41 21 808 00 94	Löwenplatz 33 8001 Zürich Switzerland Tel: +41 44 251 20 58 Fax: +41 44 251 20 59
---	---

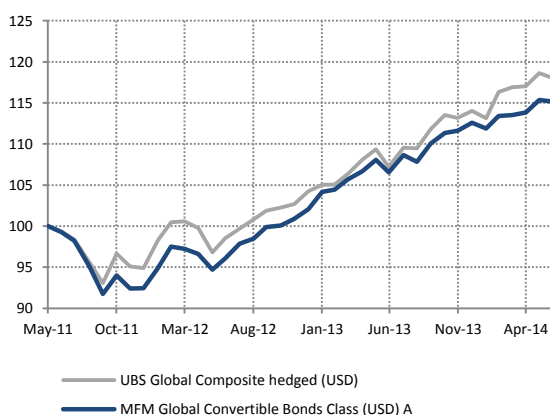
Fund Administrator
www.gerifonds.ch
Custodian
www.bcv.ch
Auditors
www.PricewaterhouseCoopers.ch
Performance

Reinvested distributions	1 month	YTD	1 year	3 years	5 years	Since Inception	*Annualized Performance	*Annualized Volatility
MFM Global Convertible Bonds Class (USD) A	-0.17%	2.28%	8.09%	16.01%	-	15.17%	4.67%	3.99%
UBS Global Composite hedged (USD)	-0.53%	3.49%	10.08%	18.76%	-	17.99%	5.51%	5.13%

Performance analysis

	*Sharpe Ratio (R.F.= 0.33%)	*Sortino Ratio (R.F.= 0.33%)	*Maximum Drawdown	Average Coupon	Average Yield	Average Duration (years)	Average Delta
MFM Global Convertible Bonds Class (USD) A	1.09	1.50	-10%	1.29%	0.34%	3.2	44.1%
UBS Global Composite hedged (USD)	1.01	1.43	-9%	-	-	-	45.6%

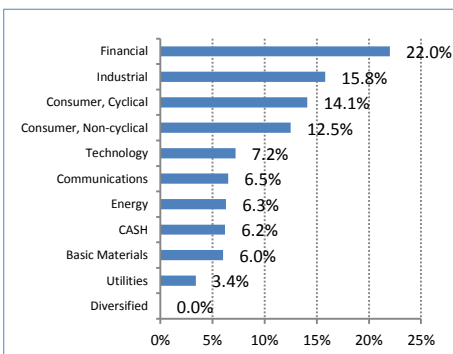
* Since 31.05.2011

Historical NAV (reinvested distributions)

Key Holdings

Suez Environnement 0% 2020
Steinhoff Intl Hldg 4% 2021
Siemens 1.05% 2017
Old Republic 3.75% 2018
Solidium/Teliasonera 0.5% 2015
Bâloise Holding 1.5% 2016
Zeus Caym. / SK Telecom 0% 2016
Misarte 3.25% 2016
Adidas 0.25% 2019
British Land Co Plc 1.5% 2017

Monthly returns

	J	F	M	A	M	J	J	A	S	O	N	D	Annual
2011						-0.73%	-1.06%	-3.18%	-3.53%	2.47%	-1.69%	0.01%	-7.57%
2012	2.66%	2.77%	-0.30%	-0.64%	-1.96%	1.43%	1.87%	0.61%	1.45%	0.18%	0.81%	1.17%	10.43%
2013	2.06%	0.24%	1.20%	0.94%	1.29%	-1.39%	1.97%	-0.73%	2.04%	1.19%	0.24%	0.88%	10.32%
2014	-0.63%	1.37%	0.07%	0.28%	1.35%	-0.17%							2.28%

Sector Breakdown

Rating overview
