

Strategy

The fund has a Multi-Thematic Long/Short equity strategy. It invests in growing Themes by buying undervalued companies globally. The Fund is able to hedge by selling CFDs on Equities.

Fund Manager Interviews

<http://goo.gl/VxV0oW>

Fund Facts

Fund domicile	Luxembourg
Denomination currency	USD
Fund AUM (USD)	14.5 million
Inception date	22 Dec. 2014
Subscriptions	Weekly
Redemption	Weekly (No fees)
Redemption Notice	None (No lock up)

Fund Statistics

	Long	Short
Number of holdings	54	10
Avg market cap mUSD	12,048	65,062

Pricing

	Class I	Class R
Mgmt. Fee	0.9%	1.5%
Perf. fee	10%	10%

Class

Class	ISIN	Valoren
R (USD)	LU1105778341	25237582
R (EUR)	LU1105778267	25237578
R (CHF)	LU1105778184	25237575

Class

Class	NAV	Bloomberg
R (USD)	100.13	MFMTBUR
R (EUR)	100.08	MFMTHER
R (CHF)	100.08	MFMTCHR

Fund Website

www.mirante.ch

Custodian

www.pictet.com

Administrator

FundPartners Solutions

Auditors

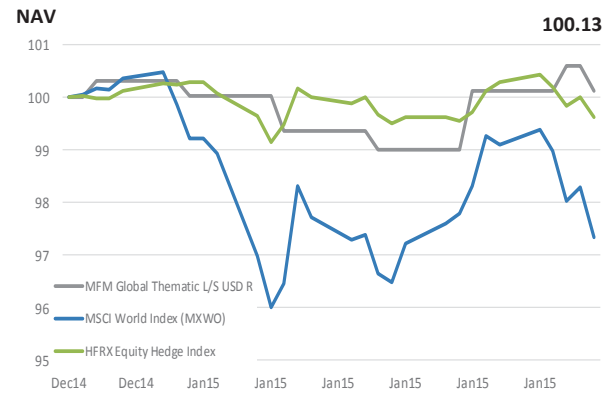
BDO

Fund Manager's Comments

In January, the MSCI World (USD) was down -1.88%, the HFRX Equities Hedge Index down -0.66% and the MFM Global Thematic Fund (USD) was up 0.14%. The Fund had a very low net long exposure to Equities in January.

The fund has invested in the following Themes: Solar, Business Development companies, Finance 2.0, Korea, Japanese Exporters hedged, Silver mines, strong USD winners and is short crazy internet, potential US scams and Strong USD victims. We will stay cautious the next 6 months as the fund's main focus will be to avoid losses during that period. Samsung Electronics is the largest position in the fund. Please click [here](#) for more details on the reason why we have this view.

Performance



Class	Jan	Feb	Mar	Apr	May	Jun	Jul	Aug	Sep	Oct	Nov	Dec	YTD	2014
R (USD)	0.10%												0.10%	0.03%
R (EUR)	0.09%													
R (CHF)	0.11%													
MSCI	-1.88%												-1.88%	-0.79%
HFRX	-0.66%												-0.66%	0.29%

Returns	Global Thematic L/S USD R	MSCI World Index (MXWO)
Month to Date	0.10%	-1.88%
Year to Date	0.10%	-1.88%
Last 12 Months	-	-
Since Inception	0.13%	-2.65%
Worst Month	0.03%	-1.88%
Volatility	9.54%	11.56%
Sharpe Ratio	-2.53	-4.04
Positive Months	100%	0%

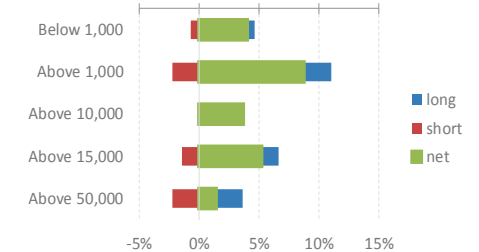
Key Themes

Japanese Exporters	6.69%
Silver mines	4.07%
Strong USD winners	3.92%
Crazy Internet	-2.31%
US potential scams	-2.26%
Strong USD victims	-2.05%

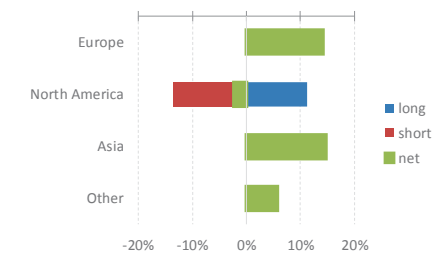
Largest Equity Holdings

Samsung Electronics	2.97%
Coeur Mining	1.73%
Interactive Brokers	1.26%
Adidas	0.95%
Syngenta	0.90%

Market Cap Breakdown



Country Allocation



Long / Short Exposure

