

## NAV

CHF 102.72

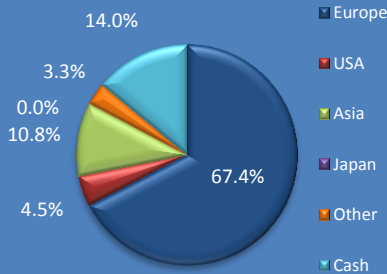
## Strategy

MFM Convertible Bonds Opportunities is an open-end fund incorporated in Switzerland. The objective of this fund is to obtain value growth means long-term investments in convertible bonds, convertible notes, convertibles preferred shares, option certificates and loans.

## Fund Facts

|                        |              |
|------------------------|--------------|
| Fund domicile          | Switzerland  |
| ISIN                   | CH0129799588 |
| Valoren                | 12979958     |
| Bloomberg Ticker       | IFPCBOA SW   |
| Reuters                | 12979958.S   |
| All-in-fee             | 1.5%         |
| Size (in EUR millions) | 16.55        |
| Number of positions    | 30           |
| Launch date            | 14.08.2012   |
| Subscriptions          | weekly       |
| Subscription fee       | max. 2.5%    |
| Redemption             | weekly       |
| Redemption fee         | None         |
| Performance fee        | None         |
| Last dividend          | -            |

## Region exposure



## Fund Manager

www.mirante.ch

|                       |                       |
|-----------------------|-----------------------|
| Place du Chauchy 2    | Zähringerstrasse 22   |
| 1164 Buchillon        | 8001 Zurich           |
| Switzerland           | Switzerland           |
| Tel: +41 21 808 00 90 | Tel: +41 44 251 20 57 |
| Fax: +41 21 808 00 94 | Fax: +41 44 251 20 59 |

## Fund Administrator

www.gerifonds.ch

## Custodian

www.bcv.ch

## Auditors

www.PricewaterhouseCoopers.ch

## Performance

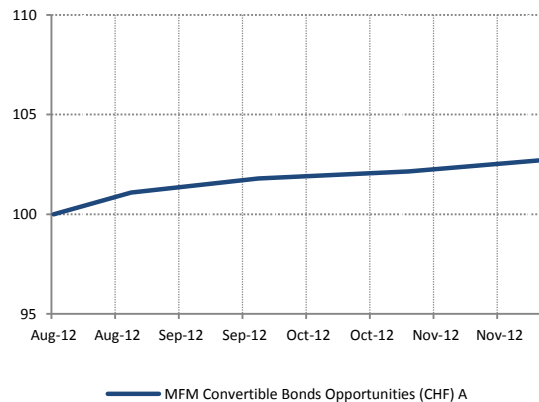
| Reinvested distributions                  | 1 month | YTD | 1 year | Since Inception | *Annualized Performance | *Annualized Volatility |
|---|---------|-----|--------|-----------------|-------------------------|------------------------|
| MFM Convertible Bonds Opportunities (CHF) | 0.57%   | -   | -      | 2.72%           | 9.36%                   | 3.97%                  |

## Performance analysis

|   | *Sharpe Ratio (R.F. = 0.04%) | *Sortino Ratio (R.F. = 0.04%) | *Maximum Drawdown | Duration Weighted Yield | Duration (years) | Average Delta |
|---|------------------------------|-------------------------------|-------------------|-------------------------|------------------|---------------|
| MFM Convertible Bonds Opportunities (CHF) | 2.35                         | 3.24                          | -1.7%             | 8.38%                   | 2.0              | 22.9%         |

\* Since 14.08.2012

## Historical NAV (reinvested distributions)



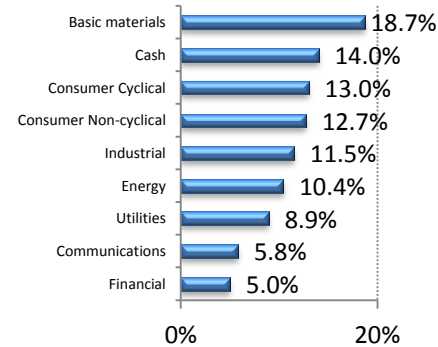
## Key Holdings

|                |            |
|----------------|------------|
| Faurecia       | 3.25% 2018 |
| Abengoa        | 4.5% 2017  |
| Jaiprakash     | 5% 2015    |
| MNV ZRT        | 4.4% 2014  |
| Marine Harvest | 4.5% 2015  |

## Monthly returns

|      | J | F | M | A | M | J | J | A     | S     | O     | N     | D | Annual |
|------|---|---|---|---|---|---|---|-------|-------|-------|-------|---|--------|
| 2012 |   |   |   |   |   |   |   | 1.09% | 0.70% | 0.33% | 0.57% |   | 2.72%  |

## Sector Breakdown



## Rating overview

### Investment grade 23%/BB-

