

NAV

EUR 140.89

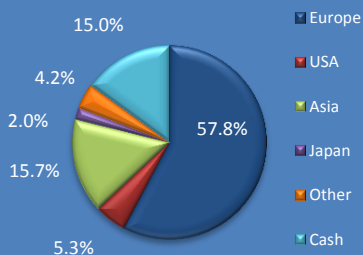
Strategy

MFM Convertible Bonds Opportunities is an open-end fund incorporated in Switzerland. The objective of this fund is to obtain value growth means long-term investments in convertible bonds, convertible notes, convertibles preferred shares, option certificates and loans.

Fund Facts

Fund domicile	Switzerland
ISIN	CH0129747363
Valoren	12974736
Bloomberg Ticker	IFPCBOI SW
Reuters	12974736.S
All-in-fee	1.0%
Size (in EUR millions)	22.22
Number of positions	35
Launch date	17.05.2011
Subscriptions	weekly
Subscription fee	max. 2.5%
Redemption	weekly
Redemption fee	None
Performance fee	None
Last dividend	EUR 4.40 (03.09.2013)

Region exposure



Fund Manager

www.mirante.ch
 Place de la Gare 10
 1003 Lausanne
 Switzerland
 Tel: +41 21 808 00 90
 Fax: +41 21 808 00 94

Löwenplatz 43
 8001 Zurich
 Switzerland
 Tel: +41 44 251 20 57
 Fax: +41 44 251 20 59

Fund Administrator Custodian

www.gerifonds.ch www.bcv.ch

Auditors

www.PricewaterhouseCoopers.ch

Performance

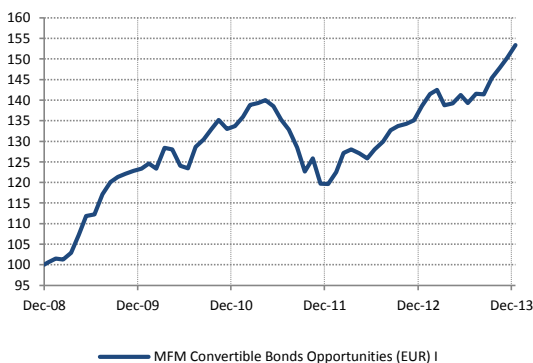
Reinvested distributions	1 month	YTD	1 year	3 years	Since Inception	*Annualized Performance	*Annualized Volatility
MFM Convertible Bonds Opportunities (EUR)	2.07%	10.63%	10.63%	14.69%	53.35%	8.82%	4.80%

Performance analysis

	*Sharpe Ratio (R.F.= 0.81%)	*Sortino Ratio (R.F.= 0.81%)	*Maximum Drawdown	Duration Weighted Yield	Duration (years)	Average Delta
MFM Convertible Bonds Opportunities (EUR)	1.67	2.38	-17.3%	3.81%	2.7	36.4%

*The represented performance from 16.12.2008 to 16.05.2011 corresponds to class A. Change on 17.05.2011 into class I.

Historical NAV (reinvested distributions)



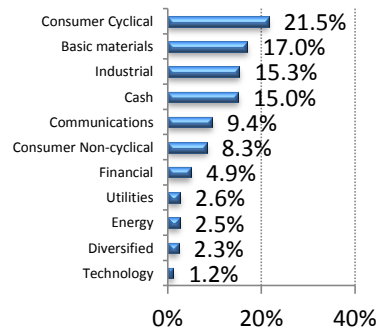
Key Holdings

Faurecia 3.25% 2018
Alcatel Lucent 4.25% 2018
Abengoa 4.5% 2017
Peugeot SA 4.45% 2016
Marine Harvest 2.375% 2018

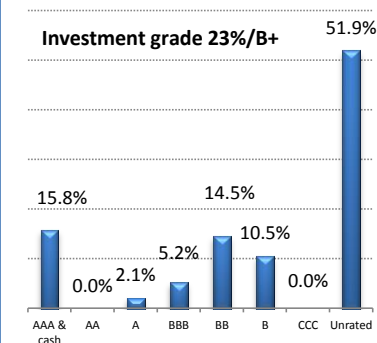
Monthly returns

	J	F	M	A	M	J	J	A	S	O	N	D	Annual
2008													0.56%
2009	0.54%	-0.24%	1.62%	4.23%	4.27%	0.35%	4.37%	2.54%	1.01%	0.65%	0.53%	0.46%	22.66%
2010	1.03%	-0.99%	4.05%	-0.30%	-3.05%	-0.51%	4.18%	1.43%	1.90%	1.70%	-1.62%	0.54%	8.41%
2011	1.68%	2.11%	0.32%	0.51%	-1.03%	-2.35%	-1.78%	-3.28%	-4.55%	2.62%	-4.92%	-0.04%	-10.54%
2012	2.40%	3.82%	0.68%	-0.74%	-0.97%	1.70%	1.49%	2.15%	0.75%	0.44%	0.65%	2.58%	15.88%
2013	2.06%	0.69%	-2.59%	0.35%	1.44%	-1.40%	1.64%	-0.10%	2.78%	1.72%	1.62%	2.07%	10.63%

Sector Breakdown



Rating overview



The data as well as the graphs contained in this document are only provided as an indication. Consequently, Mirante Fund Management SA does not provide any guarantee as for their exactitude and reliability. The last performance are not an indication of future performances. MFM Convertible Bonds Opportunities is authorized by the Federal Commission of the Banks to distribute on a purely professional basis in Switzerland and from Switzerland.