

NAV

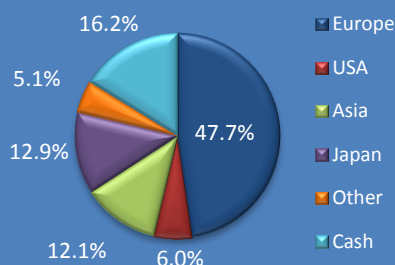
USD 112.46

Strategy

MFM Global Convertible Bonds is one of the MFM FUND umbrella fund segments. Its objective is to secure medium- or long-term capital growth by investing in convertible bonds, convertible notes, warrant issues and certificates, mandatory convertible bonds and other similar securities with attached conversion or option rights, denominated in Swiss francs or other currencies and issued by public or private-sector borrowers from round the globe. Counterparty risks may be covered with credit default swaps (CDS's).

Fund Facts

Fund domicile	Switzerland
Fund Authority	FINMA
ISIN	CH0129730492
Valoren	12973049
WKN	A1JGY
Bloomberg Ticker	GERIFPI SW
Reuters	12973049.S
All-in (Out of incid. costs)	1.00%
TER (15.11.13)	1.02%
Size (in CHF millions)	647.76
Number of positions	73
Launch date	31.05.2011
Subscriptions	Daily
Subscription fee	max. 2.5%
Redemption	Daily
Redemption fee	None
Performance fee	None
Last dividend	USD 0.65 (02.09.2014)

Region Exposure

Currency Exposure (after hedge)

Fund Manager
www.mirante.ch

 Place de la Gare 10
 1003 Lausanne
 Switzerland
 Tel: +41 21 808 00 90
 Fax: +41 21 808 00 94

 Löwenplatz 43
 8001 Zürich
 Switzerland
 Tel: +41 44 251 20 58
 Fax: +41 44 251 20 59

Fund Administrator
www.gerifonds.ch
Custodian
www.bcv.ch
Auditors
www.pwc.ch
Performance

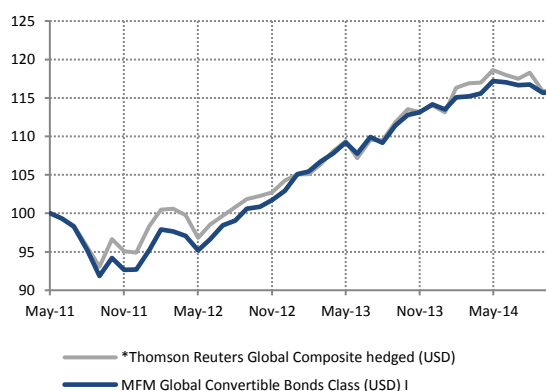
Reinvested distributions	1 month	YTD	1 year	3 years	5 years	Since Inception	*Annualized Performance	*Annualized Volatility
MFM Global Convertible Bonds Class (USD) I	0.16%	1.48%	2.69%	22.98%	-	15.84%	4.38%	3.92%
*Thomson Reuters Global Composite hedged (USD)	0.35%	1.93%	2.36%	20.24%	-	16.22%	4.48%	5.13%

*75% Thomson Reuters Global Focus Investment Grade (USD) Hedged & 25% Thomson Reuters Global Focus (USD) Hedged

Performance analysis

	*Sharpe Ratio (R.F.= 0.32%)	*Sortino Ratio (R.F.= 0.32%)	*Maximum Drawdown	Average Coupon	Average Yield	Average Duration (years)	Average Delta
MFM Global Convertible Bonds Class (USD) I	1.04	1.44	-10%	0.95%	0.60%	2.8	32.7%
*Thomson Reuters Global Composite hedged (USD)	0.81	1.14	-9%	-	-	-	39.8%

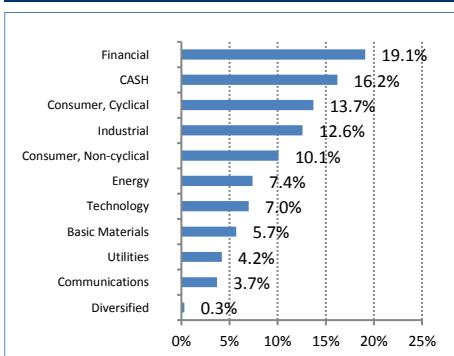
* Since 31.05.2011

Historical NAV (reinvested distributions)

Key Holdings

Siemens 1.05% 2017
Newford Capital 0% 2016
Steinhoff Intl Hldg 4% 2021
Suez Environnement 0% 2020
Wistron Corp 0% 2015
Bâloise Holding 1.5% 2016
Solidium/Teliasonera 0.5% 2015
British Land Co Plc 1.5% 2017
Misarte 3.25% 2016
Eni/Galp Energia 0.25% 2015

Monthly returns

	J	F	M	A	M	J	J	A	S	O	N	D	Annual
2011						-0.68%	-1.06%	-3.13%	-3.50%	2.54%	-1.65%	0.06%	-7.30%
2012	2.70%	2.83%	-0.27%	-0.58%	-1.92%	1.46%	1.92%	0.65%	1.53%	0.26%	0.84%	1.22%	11.06%
2013	2.10%	0.29%	1.24%	1.00%	1.33%	-1.35%	2.01%	-0.69%	2.08%	1.24%	0.27%	0.92%	10.88%
2014	-0.59%	1.41%	0.12%	0.31%	1.40%	-0.13%	-0.34%	0.09%	-0.93%	0.16%			1.48%

Sector Breakdown

Rating overview
