

### NAV

EUR 134.49

Completely Hedged  
 against EUR

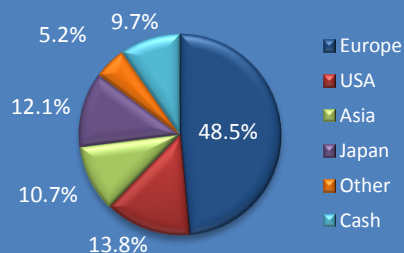
### Strategy

MFM Global Convertible Bonds is one of the MFM FUND umbrella fund segments. Its objective is to secure medium- or long-term capital growth by investing in convertible bonds, convertible notes, warrant issues and certificates, mandatory convertible bonds and other similar securities with attached conversion or option rights, denominated in Swiss francs or other currencies and issued by public or private-sector borrowers from round the globe. Counterparty risks may be covered with credit default swaps (CDS's).

### Fund Facts

Fund domicile	Switzerland
Fund Authority	FINMA
ISIN	CH0016340124
Valoren	1 634 012
WKN	A0QZX0
Bloomberg Ticker	GERIFPE SW
Reuters	1634012.S
All-in (Out of incid. costs)	1.50%
TER (15.11.13)	1.52%
Size (in CHF millions)	632.19
Number of positions	76
<b>Launch date</b>	<b>20.04.2005</b>
Subscriptions	Daily
Subscription fee	max. 2.5%
Redemption	Daily
Redemption fee	None
Performance fee	None
Last dividend	EUR 0.10 (02.09.2014)

### Region Exposure



### Fund Manager

www.mirante.ch

Place de la Gare 10 1003 Lausanne Switzerland Tel: +41 21 808 00 90 Fax: +41 21 808 00 94	Löwenplatz 43 8001 Zürich Switzerland Tel: +41 44 251 20 58 Fax: +41 44 251 20 59
---	---

### Fund Administrator

FundPartner Solutions

### Custodian

www.pictet.com

### Auditors

www.pwc.ch

### Performance

Reinvested distributions	1 month	YTD	1 year	3 years	5 years	*Since Inception	*Annualized Performance	*Annualized Volatility
MFM Global Convertible Bonds Class (EUR) A	-0.24%	1.73%	1.73%	21.73%	22.59%	43.09%	3.75%	4.43%
*Thomson Reuters Global Composite hedged (EUR)	-0.03%	2.87%	2.87%	23.08%	27.57%	46.64%	4.01%	6.53%

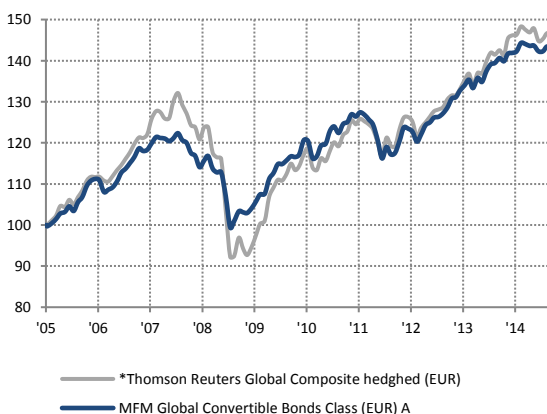
\*75% Thomson Reuters Global Focus Investment Grade (EUR) Hedged & 25% Thomson Reuters Global Focus (EUR) Hedged

### Performance analysis

	*Sharpe Ratio (R.F.= 1.82%)	*Sortino Ratio (R.F.= 1.82%)	*Maximum Drawdown	Average Coupon	Average Yield	Average Duration (years)	Average Delta
MFM Global Convertible Bonds Class (EUR) A	0.44	0.58	-24%	1.11%	1.10%	3.0	37.4%
*Thomson Reuters Global Composite hedged (EUR)	0.34	0.45	-41%	-	-	-	42.0%

\* Since 20.04.2005

### Historical NAV (reinvested distributions)



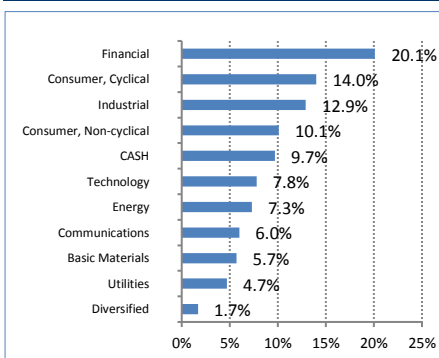
### Key Holdings

Siemens 1.05% 2017
Newford Capital 0% 2016
Steinhoff Intl Hldg 4% 2021
Suez Environnement 0% 2020
Bâloise Holding 1.5% 2016
British Land Co Plc 1.5% 2017
Solidium/Teliasonera 0.5% 2015
China Ovres Fin 0% 2021
Misarte 3.25% 2016
ENI SPA 0.625% 2016

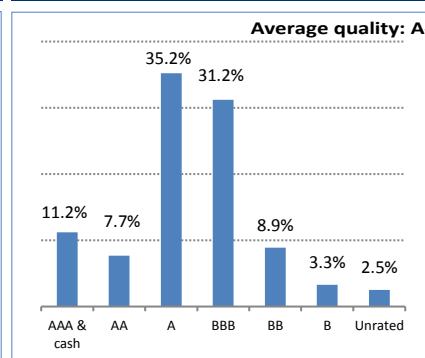
### Monthly returns

	J	F	M	A	M	J	J	A	S	O	N	D	Annual
<b>2005-2006</b>													<b>16.50%</b>
<b>2007</b>	1.85%	-0.53%	0.23%	1.35%	1.26%	-0.18%	-0.12%	-0.54%	0.54%	1.08%	-1.39%	-0.57%	<b>2.99%</b>
<b>2008</b>	-2.07%	-0.56%	-2.37%	1.34%	1.03%	-2.60%	-0.85%	0.06%	-5.15%	-7.10%	1.51%	2.37%	<b>-13.87%</b>
<b>2009</b>	-0.24%	-0.16%	1.16%	1.57%	1.62%	0.10%	3.36%	1.33%	1.91%	0.00%	0.79%	0.85%	<b>12.94%</b>
<b>2010</b>	-0.15%	0.47%	3.04%	-0.20%	-3.44%	0.40%	2.26%	0.32%	2.62%	0.90%	-1.29%	1.77%	<b>6.73%</b>
<b>2011</b>	0.42%	1.48%	-0.43%	0.81%	-0.50%	-0.90%	-0.98%	-3.08%	-3.63%	2.41%	-1.52%	0.30%	<b>-5.64%</b>
<b>2012</b>	2.52%	2.69%	-0.22%	-0.61%	-1.97%	1.42%	1.89%	0.54%	0.92%	0.17%	0.65%	1.12%	<b>9.40%</b>
<b>2013</b>	1.71%	0.24%	1.24%	0.94%	1.04%	-1.51%	1.87%	-0.72%	1.94%	1.22%	0.23%	0.87%	<b>9.37%</b>
<b>2014</b>	-0.56%	1.31%	0.14%	0.27%	1.42%	-0.17%	-0.32%	0.06%	-0.97%	0.00%	0.82%	-0.24%	<b>1.73%</b>

### Sector Breakdown



### Rating overview



The data as well as the graphs contained in this document are only provided as an indication. The past performance is no indication of current and future performances, and the performance data do not take account of the commissions and costs incurred on the issue and redemption of units. Consequently, MFM Mirante Fund Management SA does not provide any guarantee as for their exactitude and reliability.