

NAV

USD 112.88 Completely Hedged against USD

Strategy

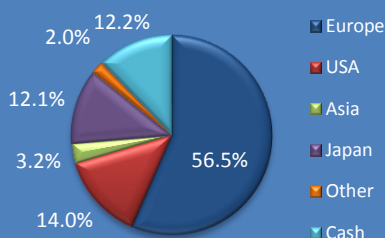
MFM Global Convertible Bonds is one of the MFM FUND umbrella fund segments. Its objective is to secure medium- or long-term capital growth by investing in convertible bonds, convertible notes, warrant issues and certificates and other similar securities with attached conversion or option rights, denominated in Swiss francs or other currencies and issued by public or private-sector borrowers from round the globe.

Fund Facts

Fund domicile	Luxembourg
Fund Authority	CSSF
ISIN	LU1105776725
Valoren	25237309
WKN	A12GRA
Bloomberg Ticker	MFMGCUR
Lipper (Reuters)	68295483
Management fees	1.40%
Size (in CHF millions)	822.52
Number of positions	85
Launch date	31.05.2011
Subscriptions	Daily
Subscription fee	max. 2.5%
Redemption	Daily
Redemption fee	None
Performance fee	None
Last dividend	USD 0.024083
Distribution:	CH, Lux, D, I *
Tax Transparency:	EU, CH, D, A, UK

* Institutional only

Region Exposure



Fund Manager

www.mirante.ch

Place de la Gare 10 1003 Lausanne Switzerland Tel: +41 21 808 00 90 Fax: +41 21 808 00 94	Löwenplatz 43 8001 Zürich Switzerland Tel: +41 44 251 20 58 Fax: +41 44 251 20 59
---	---

Fund Administrator

FundPartner Solutions

Custodian

www.pictet.com

Auditors

BDO Luxembourg

Performance

Reinvested distributions	1 month	YTD	1 year	3 years	5 years	Since Inception	*Annualized Performance	*Annualized Volatility
MFM Global Convertible Bonds Class (USD) R	-0.97%	-3.59%	-2.84%	9.76%	-	14.62%	2.91%	4.00%
†Thomson Reuters Global Composite hedged (USD)	-0.61%	-3.91%	-3.69%	10.65%	-	16.27%	3.22%	5.23%

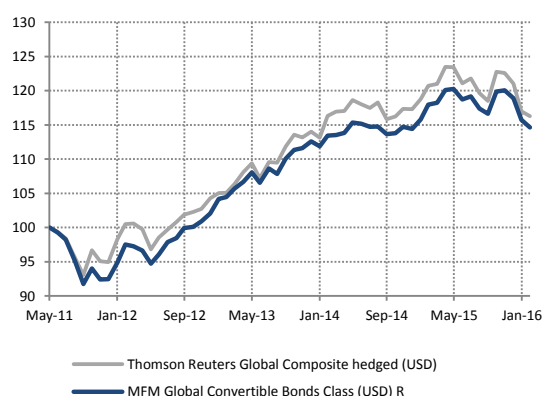
†75% Thomson Reuters Global Focus Investment Grade (USD) Hedged & 25% Thomson Reuters Global Focus (USD) Hedged

Performance analysis

	*Sharpe Ratio (R.F. = 0.33%)	*Sortino Ratio (R.F. = 0.33%)	*Maximum Drawdown	Average Coupon	Average Yield	Average Duration (years)	Average Delta
MFM Global Convertible Bonds Class (USD) R	0.65	0.88	-10%	0.62%	0.74%	3.2	32.4%
†Thomson Reuters Global Composite hedged (USD)	0.55	0.77	-10%	-	-	-	38.0%

* Since 31.05.2011

Historical NAV (reinvested distributions)



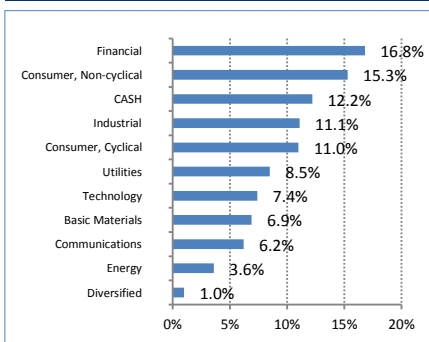
Key Holdings

VODAFONE GROUP PLC 0% 2020
TOTAL SA 0.5% 2022
ADIDAS AG 0.25% 2019
SONY CORPORATION 0% 2022
BALOISE HOLDING AG 1.5% 2016
Cie Gen Etab Michelin 0% 2017
SIEMENS FINANCIERINGSMAT 1.05% 2017
NEWMONT MINING CORP 1.625% 2017
IBERDROLA INTL BV 0% 2022
SWISS LIFE HOLDING AG 0% 2020

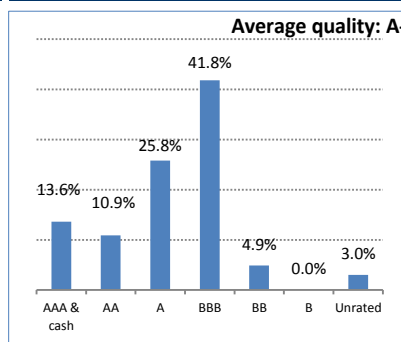
Monthly returns

	J	F	M	A	M	J	J	A	S	O	N	D	Annual
2011						-0.73%	-1.06%	-3.18%	-3.53%	2.47%	-1.69%	0.01%	-7.57%
2012	2.66%	2.77%	-0.30%	-0.64%	-1.96%	1.43%	1.87%	0.61%	1.45%	0.18%	0.81%	1.17%	10.43%
2013	2.06%	0.24%	1.20%	0.94%	1.29%	-1.39%	1.97%	-0.73%	2.04%	1.19%	0.24%	0.88%	10.32%
2014	-0.63%	1.37%	0.07%	0.28%	1.35%	-0.17%	-0.39%	0.04%	-0.98%	0.13%	0.81%	-0.25%	1.62%
2015	1.18%	1.89%	0.21%	1.61%	0.11%	-1.28%	0.38%	-1.49%	-0.63%	2.79%	0.13%	-0.96%	3.90%
2016	-2.64%	-0.97%											-3.59%

Sector Breakdown



Rating overview



The data as well as the graphs contained in this document are only provided as an indication. I share class only for institutional investors. The past performance is no indication of current and future performances, and the performance data do not take account of the commissions and costs incurred on the issue and redemption of units. Consequently, MFM Mirante Fund Management SA does not provide any guarantee as for their exactitude and reliability.